

Мульчеры

По вопросам продаж и поддержки обращайтесь:

Алматы (7273)495-231
Ангарск (3955)60-70-56
Архангельск (8182)63-90-72
Астрахань (8512)99-46-04
Барнаул (3852)73-04-60
Белгород (4722)40-23-64
Благовещенск (4162)22-76-07
Брянск (4832)59-03-52
Владивосток (423)249-28-31
Владикавказ (8672)28-90-48
Владимир (4922)49-43-18
Волгоград (844)278-03-48
Вологда (8172)26-4159
Воронеж (473)204-51-73
Екатеринбург (343)384-55-89
Иваново (4932)77-34-06
Ижевск (3412)26-03-58
Иркутск (395)279-98-46
Казань (843)206-01-48

Калининград (4012)72-03-81
Калуга (4842)92-23-67
Кемерово (3842)65-04-62
Киров (8332)68-02-04
Коломна (4966)23-41-49
Кострома (4942)77-07-48
Краснодар (861)203-40-90
Красноярск (391)204-63-61
Курск (4712)77-13-04
Курган (3522)50-90-47
Липецк (4742)52-20-81
Магнитогорск (3519)55-03-13
Москва (495)268-04-70
Мурманск (8152)59-64-93
Набережные Челны (8552)20-53-41
Нижний Новгород (831)429-08-12
Новокузнецк (3843)20-46-81
Ноябрьск (3496)41-32-12
Новосибирск (383)227-86-73

Омск (3812)21-46-40
Орел (4862)44-53-42
Оренбург (3532)37-68-04
Пенза (8412)22-31-16
Петрозаводск (8142)55-98-37
Псков (8112)59-10-37
Пермь (342)205-81-47
Ростов-на-Дону (863)308-18-15
Рязань (4912)46-61-64
Самара (846)206-03-16
Саранск (8342)22-96-24
Санкт-Петербург (812)309-46-40
Саратов (845)249-38-78
Севастополь (8692)22-31-93
Симферополь (3652)67-13-56
Смоленск (4812)29-41-54
Сочи (862)225-72-31
Ставрополь (8652)20-65-13
Сургут (3462)77-98-35

Сыктывкар (8212)25-95-17
Тамбов (4752)50-40-97
Тверь (4822)63-31-35
Тольятти (8482)63-91-07
Томск (3822)98-41-53
Тула (4872)33-79-87
Тюмень (3452)66-21-18
Ульяновск (8422)24-23-59
Улан-Удэ (3012)59-97-51
Уфа (347)229-48-12
Хабаровск (4212)92-98-04
Чебоксары (8352)28-53-07
Челябинск (351)202-03-61
Череповец (8202)49-02-64
Чита (3022)38-34-83
Якутск (4112)23-90-97
Ярославль (4852)69-52-93

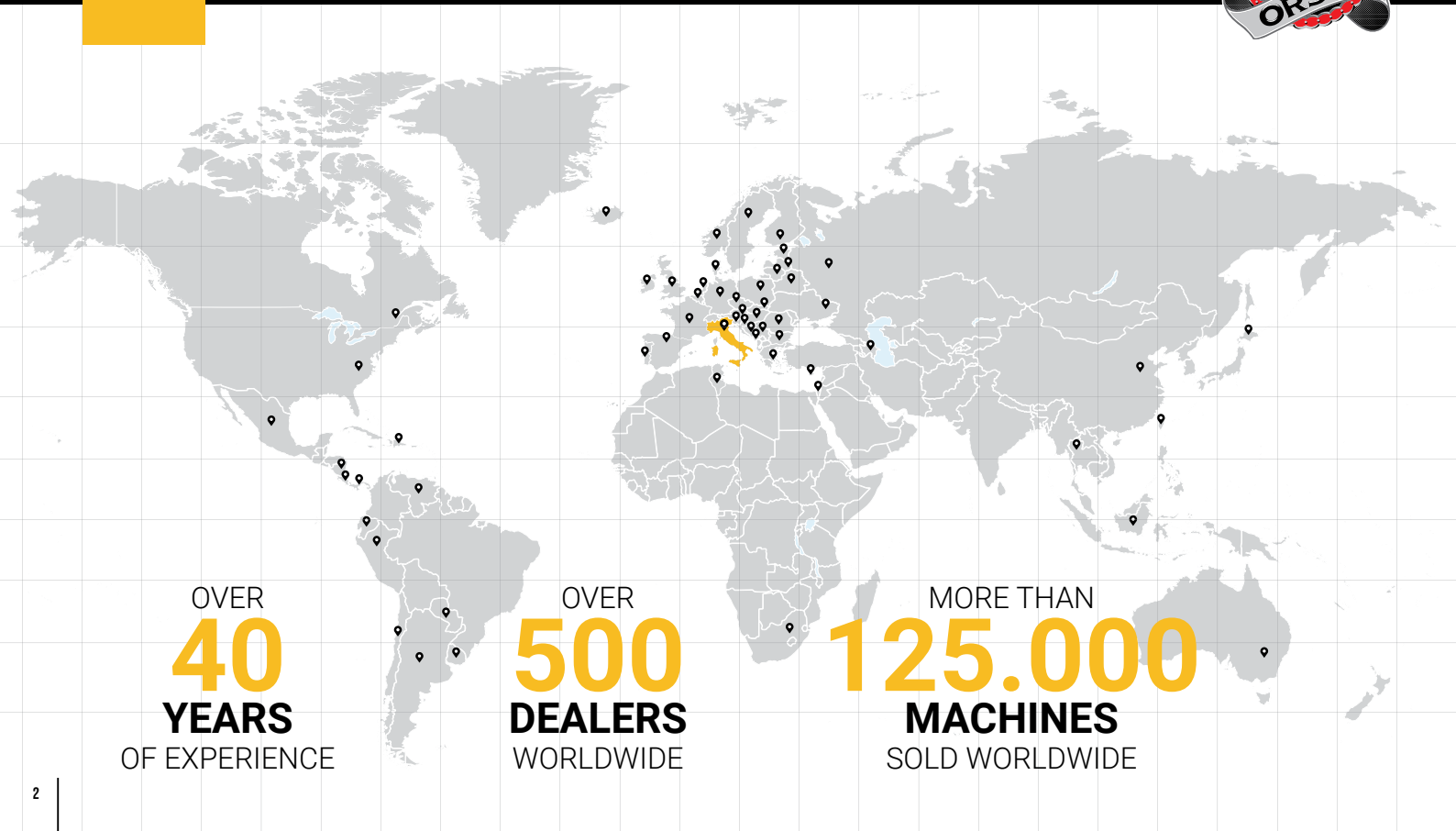
Россия +7(495)268-04-70

Казахстан +7(7172)727-132

Киргизия +996(312)96-26-47

Адрес: <https://orsi.nt-rt.ru> || эл.почта: ois@nt-rt.ru

OUR DISTRIBUTION WORLD WIDE



INDEX



THE ORSI STORY	05
CONSTANT EVOLUTION	06
CERTIFICATIONS	08
ANTICORROSIVE TREATMENT	09
BENEFITS OF MULCHING	10

BLADE MOWER

GARDENING SERIES

CLUB	13
VM	14
VM TELESCOPIC	15
VM TELESCOPIC REVERSE FRONTAL	16
VM TELESCOPIC LP	17

FLAIL MULCHERS

GARDENING SERIES

GARDEN	20
--------------	----

AGRICULTURAL SERIES

OPTIMA	22
WLC	24
EVO PLUS	26
SUPERIOR PLUS	28
DYNAMIC	30
COMFORT	32
TWICE	34
WPG	36

SERIE PROFESSIONAL

NEW KING EXTRA	38
NEW FRUIT EXTRA	40

FRUIT EXTRA REVERSE	42
WPKL	44
NEW WPS	46
NEW WPR	48
WGR	50
PRO	52
EAGLE PLUS	54
MUSCLE	56
MUST	58
WKO	60
MEGA	62
FLAIL-D	64
FLAIL-I	65
BIO CUT-D	66
BIO CUT-I	67
TIK 800	68

WHY ORSI?	70
-----------------	----



• GENUINE PAR



THE ORSI STORY

ORSI, THE BRAND THAT MANUFACTURES HIGH-TECH 100% MADE IN ITALY, GRASS CUTTING MACHINES. USING THE CONCEPT OF TRADITION OF THE HISTORY OF ITALIAN MANUFACTURING DESIGN ESPECIALLY IN THE BOLOGNA AREA.

ORSI factories smell of history and tradition, but always thinking about continuous innovation and preserving their identity over time.

From this union was born *in 1979* from the idea of a young Stefano Orsi, the manufacturing of agricultural machinery. A young entrepreneur who immediately focused on building innovative machines for those years whilst trying to understand what the farmers of his beloved " Emilia Romagna " region were asking for".

To realize his idea, Orsi started trying to satisfy the concept of Italianness making his machines with care and devotion. Listening to the advice that came from farmers in the area, who were looking for machines that did not exist at that time, hence the first side mulcher. A machine that owes its creation *in 1982* to ORSI!

In 1989 thanks to the continuous growth of the Brand in the Italian market, ORSI began to export to France first, and then quickly expanded to all other European markets.

Today the brand counts with distributors all over the world, always trying with its own philosophy to satisfy the different needs in each very different market.

The atmosphere inside the two production complexes, Grizzana Morandi and Castello d'Argile, both in the province of Bologna, exude enthusiasm in trying to improve continuously the product, trying to innovate its machines with technological and avant-garde solutions.

Many of the mechanical processes are carried out in the first factory, whilst the headquarters with administration and further manufacturing/assembling are located at the second.

Just think of the new "Frontal" side mulcher machine that was launched on the market *in 2020* to meet the needs of many end-users who today can work in perfect comfort and safety having the machine fitted to the front Linkage / PTO of the tractor, an absolute novelty in the market of mulchers.

A total of around 110 people work between the two production complexes.

The sense of Italianness in ORSI is always found in hearing Stefano Orsi say "for us, made in Italy means that Italians should like machines first".

ORSI company is a 'family' that loves their country and never gives up working with dreams and ambition as in 1979.



CONSTANT EVOLUTION

1982



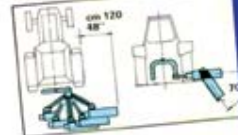
Mediante un sistema autoelevante, non necessitano di un costante adattamento al terreno e raggiungono un'inclinazione di oltre 70° per un'accurata pulizia di fossi e cunette.

Le nostre trinciatrici si possono usare sia all'interno che all'esterno della carreggiata del trattore, per la pulizia di fossati, vigneti e cigli di strada.


ORSI
l'esperienza al vostro servizio

CARATTERISTICHE GENERALI								
Modello	Capacità di taglio cm	Potenza max richiesta HP	Potenza max richiesta kW	Numero denti	Tal. grana di taglio (mm/1")	Velocità max (km/h/1")	Produttività di taglio (m ² /h)	Peso (kg)
T 22 S	105	15	10	32	540	2420	160-180	200
T 28 S	120	20	15	38	540	2420	180-210	220
T 42 S	130	30	22	42	540	2420	170-180	320
T 48 S	150	35	25	48	540	2420	150-160	370
T 52 S	150	30	22	52	540	2420	240-260	320

ORSI ANDREA
40030 MASCARINO DI CASTELLO D'ARGILE
(Bologna) ITALY
Via Bolognese, 15 - Tel. 051/974767 - 975431
Telex 0106180 OSVI I



BASTA CON LA FATICA!
RIVOLGITI A ORSI
E RISOLVI MILLE PROBLEMI



ORSI HA CREATO PER TE
UNA VASTA GAMMA DI TRINCIATRICI
PER UNO SVARIATO UTILIZZO





TODAY



ANTICORROSIVE TREATMENT

ANTICORROSIVE POWDER TREATMENT

- Shot Blasting SA Ø 2,5
- Primer application in zinc phosphate epoxy powder thickness 60-80 µm
- EXTRA polyurethane finishing powder (UV-resistant) thickness 60-80 µm polymerization at 180° for 20'
- Final dry thickness 120-160
- Orange colour RAL 2011
- Corrosivity class c5-i following DIN55633 and DIN EN ISO 12944-6 norms
- Salt spray resistance 2000h

	RAW SHEET
	GRITTED SHEET
	SHEET COVERED WITH POLYURETHANE ENAMEL
	SURFACE COVERED WITH ORANGE RAL 2011

N.B. These cycles are applied on all our equipment.

ANTICORROSIVE LIQUID TREATMENT FOR MECHANICAL AND HYDRAULIC COMPONENTS

HIGH STRENGTH CYCLE

- Shot Blasting sa Ø 2,5
- Epoxy bi-component primer application in zinc CT90
- Expoprimer application CT113 grey 7035
- EXTRA bi-component polyurethane enamel application (UV-resistant)
- Final dry thickness 350-400 µm

STANDARD CYCLE

- Shot Blasting sa Ø 2,5
- Expoprimer application CT113 grey 7035
- EXTRA bi-component polyurethane enamel application (UV-resistant)
- Final dry thickness 180-200 µm

**“WHY AN EXCELLENT PAINTING IS IMPORTANT”
BECAUSE IT KEEPS THE PRICE OF THE MACHINE ON THE SECOND-HAND MARKET.**



BENEFITS OF MULCHING

Shredding is the cutting up of growth and residues into a fine mulch, leaving the field perfectly clean to allow the following cultivation phases to proceed, the clearing of growth and residue in Orchards, or the clearing of land that has been abandoned for some time.

The activity of a good plant residue control bring the following benefits:

- it reduces the loss of water due to evaporation.
- the surface layers stabilize and prevent their erosion.
- an improvement in soil fertility.
- the phenomenon of runoff in land is reduced, it is very suitable in the hills or in mountain.

For best results you can choose between different machines, depending on the type and size of by-product to be processed.

The mulchers can be used all year round i depending on the type of processing that is required to be done.

The use of mulchers involves numerous advantages the most important is to fight weeds, avoiding the use of herbicides.

the cut grass that remains on the ground brings natural organic substances in to the subsoil.







BLADE MOWER



CLUB

GARDENING SERIES

GARDENS AND GREEN AREAS




DIRECTION OF ROTATION OF P.T.O.



18 - 40 HP



CLUB	120	150	180	210		
TECHNICAL SPECIFICATIONS						
Working width	120 cm	150 cm	180 cm	210 cm		
Machine weight	180-220 kg	210-250 kg	245-280 kg	280-320 kg		
 Blades Max Ø 1,5 cm	N° 3	N° 3	N° 3	N° 3		
N° belts	2	2	2	2		
CAT.	I	I	I	I		
RPM PTO	Rotor revolutions	540	3250 rpm	2590 rpm	2235 rpm	2000 rpm
		1000	3250 rpm	2590 rpm	2235 rpm	2000 rpm
		2000	3250 rpm	2590 rpm	2235 rpm	2000 rpm
HP max transmission	40 hp	40 hp	40 hp	40 hp		
Use	Rear/ Front mounted					

It is mandatory to choose at least one OPTION, "A", "B" or "C" per machine to comply with the CE regulations.

CLUB	120	150	180	210
MACHINE				
3rd Point w/floating brackets	✓	✓	✓	✓
Adjustable cutting height by spacers	✓	✓	✓	✓
Side discharge kit	•	•	•	•
Rear discharge kit	•	•	•	•
Kit mulching	•	•	•	•
3 points hitch (CAT. I)	•	•	•	•
Quick front mounting kit (CAT. 0)	•	•	•	•
3 point front mounting kit and roller	•	•	•	•
Pivot wheels in reinforced gummi	•	•	•	•
Pneumatic wheels d. 260	•	•	•	•
Pneumatic wheels d. 330	-	•	•	•
TRANSMISSION				
Cardan shaft	✓	✓	✓	✓
2 Belts transmission	✓	✓	✓	✓
Belt tensioners	✓	✓	✓	✓
Cardan with freewheel	•	•	•	•
PTO 1000 rpm	•	•	•	•
PTO 2000 rpm	•	•	•	•

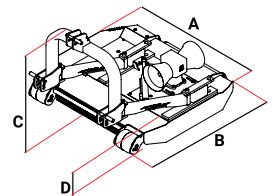


VM AGRICULTURAL SERIES

MEADOWS, VINEYARDS,
ORCHARDS



DIRECTION OF ROTATION OF P.T.O.




HYDRAULIC SIDE SHIFT



VM 160
80 00 80 160

VM	A cm	B cm	C cm	D cm	E cm
160	162	140	90	22	-



VM	160
TECHNICAL SPECIFICATIONS	
Working width	162 cm
Machine weight	325 kg
 Knives	N° 2
N° belts	2
CAT.	I
HP max transmission	80 hp
Use	Rear / Front mounted

VM	160
MACHINE	
Fixed knives	✓
Interchangeable roller and wheels with adjustable height from 4 to 7 cm	✓
Grass chute	✓
Protection chains	✓
Unilateral weeding kit with switch 120 lt and 15 lt hand-washing (kg 60)	•
Bilateral weeding kit with double electro-valve 120 lt and 15 lt hand-washing (kg 60)	•
Unilateral weeding kit with switch 200 lt and 15 lt hand-washing (kg 60)	•
Bilateral weeding kit w/double electro-valve 200 lt and 15 lt hand-washing (kg 60)	•
BIO CUT-D see page 66	•
BIO CUT-D left hand see page 66	•
TRANSMISSION	
Cardan with freewheel	✓
Cardan with freewheel left hand 1000 rpm	•
HYDRAULIC SYSTEM	
Hydraulic side shift	✓



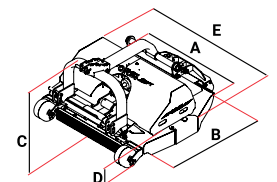
VM TELESCOPIC

AGRICULTURAL SERIES

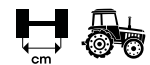
MEADOWS, VINEYARDS,
ORCHARDS



DIRECTION OF ROTATION OF P.T.O.



HYDRAULIC SIDE SHIFT



VM 160-230 TELESCOPIC	VM 190-260 TELESCOPIC
115/80	80/115
140/105	105/140
130/95	95/130
155/120	120/155

VM TELESCOPIC	160-230	190-260
TECHNICAL SPECIFICATIONS		
Working width	165-225 cm MIN-MAX.	190-260 cm MIN-MAX.
Machine weight	700 kg	745 kg
Tools	Knives Max Ø 2/3 cm	N° 2 (knife holder) N° 4 (moving knives)
Gearbox	✓	✓
CAT.	I	I
RPM PTO	540 Rotor revolutions	1242 rpm
HP min-max transmission	40-100 hp	40-100 hp
Use	Rear mounted	

VM TELESCOPIC	160-230	190-260
MACHINE		
Mobile blades	✓	✓
Hydraulic side adjustment of the cutting width	✓	✓
Interchangeable roller and wheels with adjustable height from 4 to 7 cm	✓	✓
Bilateral discharge	✓	✓
Protection chains	✓	✓
Pair of wheels (instead of the standard roller)	•	•
Lowering kit	•	•
Kit for simultaneous opening of the two discs	•	•
Unilateral weeding kit with switch 120 lt and 15 lt hand-washing (kg 60)	•	•
Bilateral weeding kit with double electro-valve 120 lt and 15 lt hand-washing (kg 60)	•	•
Unilateral weeding kit with switch 200 lt and 15 lt hand-washing (kg 60)	•	•
Bilateral weeding kit w/double electro-valve 200 lt and 15 lt hand-washing (kg 60)	•	•
Electro-hydraulic taster complete with flow divider	•	•
BIO CUT-D see page 66	•	•
BIO CUT-D left hand see page 66	•	•
TRANSMISSION		
Free wheel and with overload pto shaft	✓	✓
HYDRAULIC SYSTEM		
Hydraulic side shift	✓	✓

VM TELESCOPIC	A cm	B cm	C cm	D cm	E cm
160-230	163	140	92	24	235
190-260	193	150	92	24	265



✓



VM TELESCOPIC REVERS-FRONTAL AGRICULTURAL SERIES

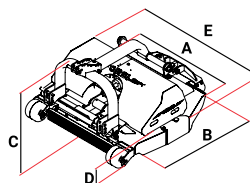
MEADOWS, VINEYARDS,
ORCHARDS




40 - 100 HP



DIRECTION OF ROTATION OF P.T.O.



WORKING WIDTH



VM 190-260 TELESCOPIC
130/95 95/130

VM TELESCOPIC		190-260 REVERS	190-260 FRONTAL
TECHNICAL SPECIFICATIONS			
Working width		190-260 cm MIN-MAX.	190-260 cm MIN-MAX.
Machine weight		745 kg	745 kg
Tools	Knives Max Ø 23 cm	N° 2 (knife holder) N° 4 (moving knives)	N° 2 (knife holder) N° 4 (moving knives)
Gearbox		✓	✓
CAT		I	I
RPM PTO	540 Rotor revolutions	1242 rpm	-
RPM PTO	1000 Rotor revolutions	-	1242 rpm
HP min-max Transmission		40-100 hp	40-100 hp
Use		Rear pushed (reverse drive) / front pushed	Front mounted

VM TELESCOPIC	190-260 REVERS	190-260 FRONTAL
MACHINE		
Mobile blades	✓	✓
Hydraulic side adjustment of the cutting width	✓	✓
Fixed 3 point hitch	✓	✓
Interchangeable roller and wheels with adjustable height from 4 to 7 cm	✓	✓
Bilateral discharge	✓	✓
3 hitch-point weight support	✓	✓
Protection chains	✓	✓
Wheels for front/reverse drive	•	•
Kit for simultaneous opening of the two discs	•	•
Electro-hydraulic taster complete with flow divider	•	•
TRANSMISSION		
Free wheel and with overload pto shaft	✓	✓

VM TELESCOPIC REVERS-FRONTAL	A cm	B cm	C cm	D cm	E cm
190-260	193	150	92	24	265



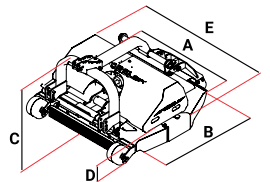
VM TELESCOPIC LP

AGRICULTURAL SERIES

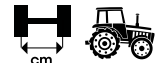
MEADOWS, VINEYARDS,
ORCHARDS



DIRECTION OF ROTATION OF P.T.O.



WORKING WIDTH



VM 160-230 TELESCOPIC LP
115/80 80/115

VM TELESCOPIC LP	A cm	B cm	C cm	D cm	E cm
160-230	163	140	92	24	235

VM TELESCOPIC LP	160-230	
TECHNICAL SPECIFICATIONS		
Working width	165-225 cm MIN-MAX.	
Machine weight	700 kg	
Tools	Knives Max Ø 2/3 cm	N° 2 (knife holder) N° 4 (moving knives)
Transmission con scatole ad ingranaggi	✓	
CAT.	I	
RPM PTO	540 Rotor revolutions	1242 rpm
HP max transmission	40-100 hp	
Use	Rear mounted	

VM TELESCOPIC LP	160-230
MACHINE	
Mobile blades	✓
Hydraulic side adjustment of the cutting width	✓
Fix side shift	✓
Interchangeable roller and wheels with adjustable height from 4 to 7 cm	✓
Bilateral discharge	✓
Protection chains	✓
Lowering kit	•
Kit for simultaneous opening of the two discs	•
Electro-hydraulic taster complete with flow divider	•
BIO CUT-D see page 66	•
BIO CUT-D left hand see page 66	•
TRANSMISSION	
Free wheel and with overload pto shaft	✓



✓



FLAIL MUCHERS

WHY WE USE HARDOX?

Hardox® 450

The most popular abrasion-resistant steel with excellent structural properties.

Hardox® 450 is an abrasion-resistant steel with a nominal hardness of 450 HBW. Hardox® 450 combines good bendability and weldability with an option for guaranteed impact toughness (Hardox® 450 Tuf).

The products can be used in many different components and structures that are subject to wear. Hardox® 450, with an extra 50 Brinell hardness over our 400 grade, provides better dent and abrasion resistance as well as longer wear life, so you can achieve even greater savings.



WHY WE USE STRENX?

Superior properties

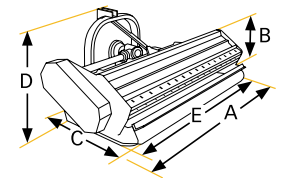
Strenx® steel has extremely consistent properties, ensuring precision and efficiency in the workshop.

If you think all steel is basically the same, Strenx® performance steel will change your thinking. Strong and reliable from surface to core, Strenx® steel features exceptional surface quality as well as impressive thickness and flatness tolerances verified by the Strenx® guarantees. The steel's properties - yield and tensile strength, bending performance, impact toughness - are carefully tested to ensure reliability and consistency in every delivery.





GRASS, SMALL BUSHES, LEAVES, MEADOWS,
PARKS, GARDENS, SPORTS FIELDS



GARDEN	A cm	B cm	C cm	D cm	E cm
105	120	30	61	85	108
130	144	30	61	85	132
150	166	30	61	85	155



GARDEN

GARDENING SERIES



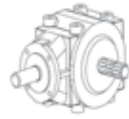
STRENGTH POINTS



SELF-CLEANING ROLLER



COUNTER KNIFE
Increased rows of counter knives hold the material in for more complete shredding



FREE WHEEL IN THE GEAR BOX



SWING BEARINGS DOUBLE BALL
SLEWING BEARING



GARDEN 105
44 64
38 70

GARDEN 130
66,5 69,5
38,5 99,5

GARDEN 150
75 88
48 118






DIRECTION OF ROTATION OF P.T.O.

TO BE SPECIFIED AT TIME OF ORDER THE APPLICATION OF THE MACHINE IF
FRONTAL OR REVERSIBLE DRIVE AND IF THE ROTATION DIRECTION OF
TRACTOR'S PTO IS DIFFERENT.

GARDEN

GARDENING SERIES

GARDEN		105	130	150	
TECHNICAL SPECIFICATIONS					
Working width		105 cm	132 cm	155 cm	
Machine weight		180 - 200 kg	200 - 220 kg	220 - 240 kg	
tools	 knives standard max Ø 1,5 cm	N° 48	N° 64	N° 80	
	 hammers optional max Ø 2,5 cm - Kg 0,2	N° 24	N° 32	N° 40	
rotor Ø	 A	89 x 8 mm	89 x 8 mm	95 x 10 mm	
	B	265 mm	265 mm	271 mm	
N° belts		2	3	3	
CAT.		I	I	I	
RPM PTO standard	540	Rotor revolutions / peripheral tool speed	2975 rpm - 41,27 m/sec	2975 rpm - 41,27 m/sec	2975 rpm - 41,27 m/sec
HP max trasmission		35 hp	35 hp	35 hp	
Utilization		Rear mounted			



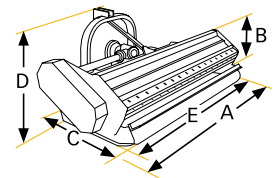
GARDEN		105	130	150
MACHINE				
Monocoque frame th. 3 mm		✓	✓	✓
One bar of counter - knife for fine shredding		✓	✓	✓
Front protections		✓	✓	✓
Self-cleaning rear roller Ø 102 mm		✓	✓	✓
Reflectors		✓	✓	✓
Side Skids		✓	✓	✓
3 POINT HITCH				
Fixed 3 point hitch		✓	✓	✓
TRANSMISSION				
Free wheel in the gear box		✓	✓	✓
Swing bearings double coloumn of balls		✓	✓	✓
Cardan shaft		✓	✓	✓
Hammer set supplied separately		•	•	•



✓



GRASS, SMALL BUSHES, LEAVES,
MEADOWS, PARKS, GARDENS, SPORTS FIELDS



OPTIMA	A cm	B cm	C cm	D cm	E cm
155	168	42	67	77	155
180	194	42	67	77	180



OPTIMA

AGRICULTURAL SERIES



25 - 40 HP



HYDRAULIC SIDE SHIFT



OPTIMA 155
85 69,5
58 96,5

OPTIMA 180
91 89
64 116



DIRECTION OF ROTATION OF P.T.O.

STRENGTH POINTS



ROUNDED FRAME WITH OUTER
SIDE BEVELED



SELF-CLEANING ROLLER



SEMI-AUTOMATIC BELTS
TENSIONERS



"HELICOCUT" HELICAL ROTOR






FREE WHEEL IN THE GEAR BOX



COUNTER KNIFE
Increased rows of counter knives
hold the material in for more
complete shredding

OPTIMA

AGRICULTURAL SERIES

OPTIMA		155	180
TECHNICAL SPECIFICATIONS			
Working width		155 cm	180 cm
Machine weight		300 - 315 kg	325 - 340 kg
tools	 knives <i>optional</i> max Ø 2 cm	N° 40	N° 48
	 hammers <i>standard</i> max Ø 3 cm - Kg 1	N° 20	N° 24
rotor Ø			
	A	114,3 x 8 mm	127 x 8 mm
	B	365 mm	371 mm
N° Belts		3	4
CAT.		I-II	I-II
RPM PTO <i>standard</i>	540	2565 rpm - 49 m/sec	2300 rpm - 44,66 m/sec
HP max transmission		40 hp	40 hp
Utilization		Rear mounted	

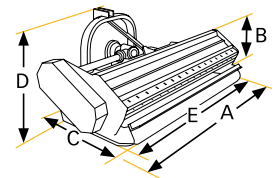


OPTIMA		155	180
MACHINE			
Anti-corrosive treatment: shot blasting, zinc phosphate primer and uv-resistant polyurethane finish		✓	✓
Frame with outer side beveled		✓	✓
Front protection flaps		✓	✓
Self-cleaning rear roller Ø 140 mm		✓	✓
One bar of counter - knife for fine shredding		✓	✓
Reflectors		✓	✓
Side Skids		✓	✓
3 POINT HITCH			
Hydraulic side shift CAT. I-II		✓	✓
TRANSMISSION			
Cardan shaft		✓	✓
Free wheel in the gear box		✓	✓
Swing bearings double column of balls		✓	✓
Belt tensioner with third pulley		✓	✓
Knives set supplied separately		•	•

✓



GRASS, SMALL BUSHES, PRUNINGS
SMALL WOOD, BRAMBLES, FIBROUS PLANTS,
BRUSHWOOD, PARKS, GARDENS, SPORTS FIELDS



WLC	A cm	B cm	C cm	D cm	E cm
120	136	43	74	78	125
160	173	43	74	78	162
190	203	43	74	78	192



WLC

AGRICULTURAL SERIES



STRENGTH POINTS



ROUNDED FRAME WITH OUTER SIDE BEVELED



SELF-CLEANING ROLLER



SWING BEARINGS DOUBLE BALL SLEWING BEARING



"HELICOCUT" HELICAL ROTOR

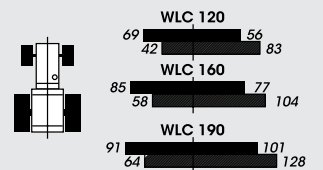


FREE WHEEL IN THE GEAR BOX






COUNTER KNIFE
Increased rows of counter knives hold the material in for more complete shredding

HYDRAULIC SIDE SHIFT



DIRECTION OF ROTATION OF P.T.O.

WLC		120	160	190
TECHNICAL SPECIFICATIONS				
Working width		125 cm	162 cm	192 cm
Machine weight		290 - 340 kg	355 - 400 kg	400 - 460 kg
tools	 Knives max Ø 2 cm	N° 24	N° 32	N° 40
	 Hammers max Ø 2 cm - Kg 1	N° 12	N° 16	N° 20
rotor Ø		A	114,3 x 8 mm	139,7 x 8 mm
		B	350 mm	374 mm
N° belts		3	3	3
CAT.		I-II	I-II	I-II
RPM PTO standard	540	Rotor revolutions / peripheral tool speed	2280 rpm - 42 m/sec	2280 rpm - 44,62 m/sec
HP max trasmission		50 hp	50 hp	50 hp
Utilization		Rear mounted		

Self-cleaning roller position
unloading of mulched product behind the roller for faster working speed



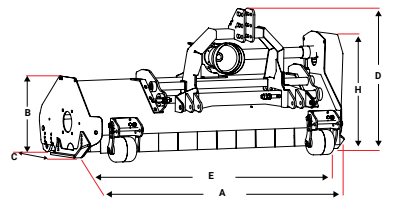
Rear roller position
unloading of mulched product in front of the roller for better shredding



WLC	120	160	190
MACHINE			
Monocoque frame th. 4 mm	✓	✓	✓
Frame with outer side beveled	✓	✓	✓
Rear roller Ø 140 mm with 4 taper roller bearings, mud scraper with 2 positions: 1) self-cleaning 2) rear	✓	✓	✓
Toothed static knife	✓	✓	✓
Front protection flaps	✓	✓	✓
Reflectors	✓	✓	✓
Rakes	•	•	•
Side Skid	•	•	•
3 POINT HITCH			
Mechanical side shift movement	✓	✓	✓
Hydraulic side shift CAT. I-II	•	•	•
TRANSMISSION			
Free wheel in the gear box	✓	✓	✓
Swing bearings double coloumn of balls	✓	✓	✓
Cardan shaft	•	•	•
Supplement for rotor with knives	•	•	•



GRASS, SMALL BUSHES, PRUNINGS
SMALL WOOD, BRAMBLES, FIBROUS PLANTS,
BRUSHWOOD, PARKS, GARDENS, SPORTS FIELDS



EVO PLUS	A cm	B cm	C cm	D cm	E cm	H cm
135	150	53	102	99	135	78
165	177	53	102	99	162	78
180	197	53	102	99	182	78
200	216	53	102	99	201	78
220	236	54	102	100	221	79
255	268	54	102	100	253	79



EVO PLUS

AGRICULTURAL SERIES



40 - 85 HP

STRENGTH POINTS



**ROUNDED FRAME
WITH OUTER SIDE BEVELED**



SELF-CLEANING ROLLER



PROFESSIONAL REAR ROLLER
Ø 140 mm with 4 taper roller bearings, mud scraper and central body interchangeable with 2 positions: 1) self-cleaning 2) rear (Standard)



ROTOR "VENTILATOR"
electronically balanced. Forest type tool holders moulded in boron steel.




FREE WHEEL IN THE GEAR BOX



COUNTER KNIFE
Increased rows of counter knives hold the material in for more complete shredding

HYDRAULIC SIDE SHIFT



DIRECTION OF ROTATION OF P.T.O.

EVO PLUS

AGRICULTURAL SERIES

EVO PLUS		135	165	180	200	220	255
TECHNICAL SPECIFICATIONS							
Working width		135 cm	162 cm	181 cm	201 cm	221 cm	253 cm
Machine weight		430 - 480 kg	460 - 510 kg	480 - 550 kg	500 - 570 kg	520 - 595 kg	545 - 630 kg
tools	Knives max Ø 3 cm	N° 36	N° 36	N° 48	N° 48	N° 48	N° 60
	Hammers max Ø 4 cm kg 1,35	N° 12	N° 12	N° 16	N° 16	N° 16	N° 20
rotor Ø	A	159 x 10 mm	159 x 10 mm	159 x 10 mm	159 x 10 mm	178 x 10 mm	178 x 10 mm
	B	423 mm	423 mm	423 mm	423 mm	442 mm	442 mm
N° belts		4	4	4	4	5	5
CAT.		I-II	I-II	I-II	I-II	I-II	I-II
RPM PTO standard	540	Rotor revolutions/ peripheral tool speed	2240 rpm 49,61 m/ sec	2240 rpm 49,61 m/ sec	2240 rpm 49,61 m/ sec	2052 rpm 47,57 m/ sec	2052 rpm 47,57 m/ sec
HP max transmission		50 hp	50 hp	50 hp	70 hp	70 hp	70 hp
Utilization		Rear mounted					

Self-cleaning roller position
unloading of mulched product behind the roller
for faster working speed



Rear roller position
unloading of mulched product in front of the
roller for better shredding



EVO PLUS		135	165	180	200	220	255
MACHINE							
Frame with outer side beveled		✓	✓	✓	✓	✓	✓
Rear roller Ø 140 mm with 4 taper roller bearings, mud scraper with 2 positions: 1) selfcleaning 2) rear		✓	✓	✓	✓	✓	✓
Toothed static knife		✓	✓	✓	✓	✓	✓
Front protection flaps		✓	✓	✓	✓	✓	✓
Reflectors		✓	✓	✓	✓	✓	✓
Front wheels		•	•	•	•	•	•
Professional rear roller Ø 140 mm with 4 taper roller bearings, mud scraper and central body interchangeable with 2 positions: 1) self-cleaning 2) rear		•	•	•	•	•	•
Rakes		•	•	•	•	•	•
Protection chains		•	•	•	•	•	•
Side Skids		•	•	•	•	•	•
3 POINT HITCH							
Fixed 3 point hitch		✓	✓	✓	✓	✓	✓
Mechanical side shift movement CAT. I-II		•	•	•	•	•	•
Mechanical side shift movement reinforced CAT. I-II		•	•	•	•	•	•
Hydraulic side shift CAT. I-II		•	•	•	•	•	•
Hydraulic side shift reinforced CAT. I-II		•	•	•	•	•	•
TRANSMISSION							
Free wheel in the gear box		✓	✓	✓	✓	✓	✓
Swing bearings double column of balls		✓	✓	✓	✓	✓	✓
"Ventilator" Rotor		✓	✓	✓	✓	✓	✓
Tool holders - Forestry type		✓	✓	✓	✓	✓	✓
Tool screw in steel Ø 20 mm 12.9		✓	✓	✓	✓	✓	✓
Cardan shaft		•	•	•	•	•	•
Supplement for rotor with knives		•	•	•	•	•	•
ACCESSORIES FOR BETWEEN ROWS/ ORCHARDS/ TREES							
FLAIL-D see page 64		•	•	•	•	•	•

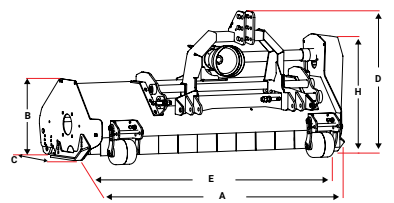


Reinforced linkage (optional)

✓

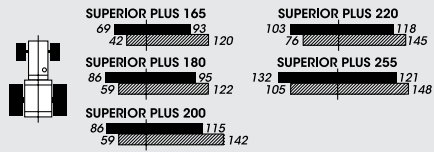


GRASS, SMALL BUSHES, PRUNINGS,
SMALL WOOD, VINEYARDS, ORCHARDS,
BETWEEN-ROW DISC, PASTURES,
SET-ASIDE, PARKS, SPORTS FIELDS



SUPERIOR PLUS	A cm	B cm	C cm	D cm	E cm	H cm
135	150	53	89	99	135	78
165	177	53	89	99	162	78
180	197	53	89	99	182	78
200	216	53	89	99	201	78
220	236	54	88	100	221	79
255	268	54	88	100	253	79

HYDRAULIC SIDE SHIFT



SUPERIOR PLUS
AGRICULTURAL SERIES

40 - 95 HP



STRENGTH POINTS



DOUBLE HARDOX SKIN



ROUNDED FRAME WITH OUTER SIDE BEVELED



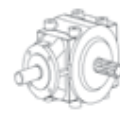
SELF-CLEANING ROLLER



PROFESSIONAL REAR ROLLER
Ø 140 mm with 4 taper roller bearings, mud scraper and central body interchangeable with 2 positions: 1) self-cleaning 2) rear (Optional)



ROTOR "VENTILATOR" electronically balanced. Forest type tool holders moulded in boron steel.



FREE WHEEL IN THE GEAR BOX



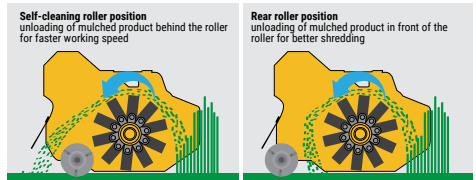
DOUBLE STATIC KNIFE Increased rows of counter knives hold the material in for more complete shredding

SUPERIOR PLUS

AGRICULTURAL SERIES

SUPERIOR PLUS		135	165	180	200	220	255
TECHNICAL SPECIFICATIONS							
Larghezza di lavoro		135 cm	162 cm	181 cm	201 cm	221 cm	253 cm
Machine weight		455 - 530 kg	480 - 610 kg	500 - 640 kg	520 - 660 kg	540 - 690 kg	565 - 700 kg
tools	Knives max Ø 3 cm	N° 36	N° 36	N° 48	N° 48	N° 48	N° 60
	Hammers max Ø 5 cm Kg 1,35	N° 12	N° 12	N° 16	N° 16	N° 16	N° 20
rotor Ø	A	159 x 10 mm	159 x 10 mm	159 x 10 mm	159 x 10 mm	178 x 10 mm	178 x 10 mm
	B	423 mm	423 mm	423 mm	423 mm	442 mm	442 mm
N° belts		4	4	4	4	5	5
CAT.		I-II	I-II	I-II	I-II	I-II	I-II
RPM PTO standard	540	Rotor revolutions / peripheral tool speed	2240 rpm 49,61 m/sec	2240 rpm 49,61 m/sec	2240 rpm 49,61 m/sec	2240 rpm 49,61 m/sec	2052 rpm 47,57 m/sec
HP max transmission		50 hp	50 hp	50 hp	70 hp	70 hp	70 hp
Utilization		Rear mounted					

SUPERIOR PLUS		135	165	180	200	220	255
MACHINE							
Frame with outer side beveled		✓	✓	✓	✓	✓	✓
Wear-resistant metal - sheet in Hardox and replaceable		✓	✓	✓	✓	✓	✓
Rear roller Ø 140 mm with 4 taper roller bearings, mud scraper with 2 positions: 1) selfcleaning 2) rear		✓	✓	✓	✓	✓	✓
Double static knife		✓	✓	✓	✓	✓	✓
Front protection flaps		✓	✓	✓	✓	✓	✓
Reflectors		✓	✓	✓	✓	✓	✓
Front wheels		•	•	•	•	•	•
Professional rear roller Ø 140 mm with 4 taper roller bearings, mud scraper and central body interchangeable with 2 positions: 1) self-cleaning 2) rear		•	•	•	•	•	•
Rakes		•	•	•	•	•	•
Protection chains		•	•	•	•	•	•
Side Skids		•	•	•	•	•	•
3 POINT HITCH							
Fixed 3 point hitch		✓	✓	✓	✓	✓	✓
Mechanical side shift movement CAT. I-II		•	•	•	•	•	•
Mechanical side shift movement reinforced CAT. I-II		•	•	•	•	•	•
Hydraulic side shift CAT. I-II		•	•	•	•	•	•
Hydraulic side shift reinforced CAT. I-II		•	•	•	•	•	•
TRANSMISSION							
Free wheel in the gear box		✓	✓	✓	✓	✓	✓
Swing bearings double column of balls		✓	✓	✓	✓	✓	✓
"Ventilator" Rotor		✓	✓	✓	✓	✓	✓
Tool holders - Forestry type		✓	✓	✓	✓	✓	✓
Tool screw in steel Ø 20 mm 12.9		✓	✓	✓	✓	✓	✓
Cardan shaft		•	•	•	•	•	•
Supplement for rotor with knives		•	•	•	•	•	•
ACCESSORIES FOR BETWEEN ROWS/ ORCHARDS/ TREES							
FLAIL-D see page 64		•	•	•	•	•	•



Reinforced linkage (optional)

✓



HARDOX
IN MY BODY

DYNAMIC

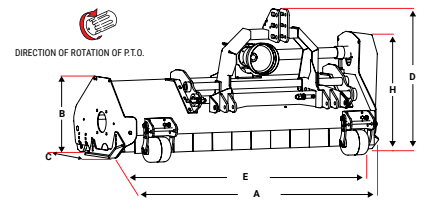
AGRICULTURAL SERIES



45 - 115 HP



GRASS, SMALL BUSHES, PRUNINGS,
SMALL WOOD, VINEYARDS, ORCHARDS,
BETWEEN-ROW DISC, PASTURES,
SET-ASIDE, PARKS, SPORTS FIELDS



DYNAMIC	A cm	B cm	C cm	D cm	E cm	H cm
135	150	48	96	90	135	80
165	177	48	96	90	162	80
180	196	48	96	90	181	80
200	216	48	96	90	201	80
220	236	48	96	90	221	81
255	268	48	96	90	253	81

HYDRAULIC SIDE SHIFT



STANDARD

DYNAMIC 135	69	66	106
DYNAMIC 165	82	79	132
DYNAMIC 180	82	92	152
DYNAMIC 200	82	119	172
DYNAMIC 220	82	139	192
DYNAMIC 255	100	163	206

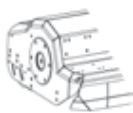
**OPTIONAL
CENTRAL GEAR BOX**

DYNAMIC 165	104	57	110
DYNAMIC 180	116	65	118
DYNAMIC 200	120	81	131
DYNAMIC 220	138	86	139
DYNAMIC 255	146	107	160

STRENGTH POINTS



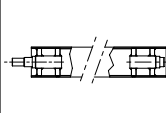
DOUBLE HARDOX SKIN



FRAME WITH OUTER SIDE BEVELLED



AUTOMATIC BELTS TENSIONERS



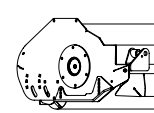
DOUBLE FLANGE IN THE ROTOR



PROFESSIONAL REAR ROLLER
Ø 140 mm with 4 taper roller bearings; mud scraper and central body interchangeable with 2 positions: 1) self-cleaning 2) rear



ROTOR "VENTILATOR"
electronically balanced; Forest type tool holders moulded in boron steel.



INTERNAL ROTOR BEARINGS



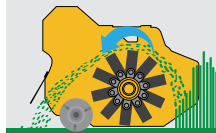
TRIPLE STATIC KNIFE
Increased rows of counter knives hold the material in for more complete shredding

DYNAMIC		135	165	180	200	220	255
TECHNICAL SPECIFICATIONS							
Working width		135 ---	162 ---	181 ---	210 ---	221 ---	253 ---
Machine weight		445 - 530 kg	485 - 580 kg	505 - 650 kg	525 - 680 kg	545 - 700 kg	570 - 760 kg
TOOLS	Knives max Ø 3 cm	N° 36	N° 36	N° 48	N° 48	N° 48	N° 60
	Hammers max Ø 5/6 cm - Kg 1,35	N° 12	N° 12	N° 16	N° 16	N° 16	N° 20
rotor Ø	A	159 x 10 mm	159 x 10 mm	159 x 10 mm	159 x 10 mm	178 x 10 mm	178 x 10 mm
	B	423 mm	423 mm	423 mm	423 mm	442 mm	442 mm
N° belts quad power		4	4	4	4	5	5
CAT.		I-II	I-II	I-II	I-II	I-II	I-II
RPM PTO standard	540	Rotor revolutions/ peripheral tool speed 2300 rpm 50,94 m/ sec	2300 rpm 50,94 m/ sec	2300 rpm 50,94 m/ sec	2300 rpm 50,94 m/ sec	2050 rpm 47,44 m/ sec	2050 rpm 47,44 m/ sec
HP max transmission	40 hp	80 hp	80 hp	110 hp	110 hp	110 hp	110 hp
RPM PTO optional	1000	Rotor revolutions/ peripheral tool speed 2300 rpm/ 50,94 m/ sec	2300 rpm/ 50,94 m/ sec	2300 rpm/ 50,94 m/ sec	2300 rpm/ 50,94 m/ sec	2050 rpm 47,44 m/ sec	2050 rpm 47,44 m/ sec
HP max transmission	55 hp	110 hp	110 hp	110 hp	110 hp	110 hp	110 hp
Utilization		Rear mounted					


DYNAMIC

AGRICULTURAL SERIES

Self-cleaning roller position
unloading of mulched product behind the roller
for faster working speed



Rear roller position
unloading of mulched product in front of the
roller for better shredding

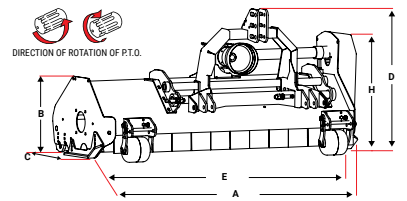


DYNAMIC		135	165	180	200	220	255
MACHINE							
Rounded frame with rounding on the outside		✓	✓	✓	✓	✓	✓
Professional rear roller Ø 140 mm with 4 taper roller bearings, mud scraper and central body interchangeable with 2 positions: 1) self-cleaning 2) rear		✓	✓	✓	✓	✓	✓
Triple static knife		✓	✓	✓	✓	✓	✓
Double Hardox steel frame		✓	✓	✓	✓	✓	✓
Front protection flaps sp. 6 mm		✓	✓	✓	✓	✓	✓
Reflectors		✓	✓	✓	✓	✓	✓
Front wheels		•	•	•	•	•	•
Rakes		•	•	•	•	•	•
3 point hitch lowering kit		•	•	•	•	•	•
Wheels (instead of the roller)		•	•	•	•	•	•
Wheels (after fit)		•	•	•	•	•	•
Protection chains		•	•	•	•	•	•
Side Skids in Hardox		•	•	•	•	•	•
3 POINT HITCH							
Mechanical side shift movement with chromed steel pipes		✓	✓	✓	✓	✓	✓
Hydraulic side shift movement with chromed steel rod		•	•	•	•	•	•
TRANSMISSION							
Free wheel in the gear box		✓	✓	✓	✓	✓	✓
Oscillating bearings with double column of balls		✓	✓	✓	✓	✓	✓
"Ventilator" Rotor		✓	✓	✓	✓	✓	✓
Tool holders - Forestry type		✓	✓	✓	✓	✓	✓
Option for central gearbox		-	✓	✓	✓	✓	✓
Tool screw in steel Ø 20 mm 12.9		✓	✓	✓	✓	✓	✓
Double flange in the rotor		-	-	-	-	✓	✓
Automatic belts tensioner		✓	✓	✓	✓	✓	✓
PTO 1000 RPM		•	•	•	•	•	•
Cardan shaft		•	•	•	•	•	•
Supplement for rotor with knives		•	•	•	•	•	•
Central gearbox		-	•	•	•	•	•
ACCESSORIES FOR BETWEEN ROWS/ ORCHARDS/ TREES							
FLAIL-D see page 64		•	•	•	•	•	•
FLAIL-I (not with central gearbox) see page 65		•	•	•	•	•	•
BIO CUT-D see page 66		•	•	•	•	•	•
BIO CUT-I see page 67		•	•	•	•	•	•

✓



GRASS, SMALL BUSHES, PRUNINGS
SMALL WOOD, VINEYARDS, ORCHARDS,
PASTURES, SET-ASIDE, PARKS, SPORTS FIELDS



COMFORT	A cm	B cm	C cm	D cm	E cm	H cm
135	150	48	96	90	135	80
165	177	48	96	90	162	80
180	196	48	96	90	181	80
200	216	48	96	90	201	80
220	236	48	96	90	221	81
255	268	48	96	90	253	81



COMFORT

AGRICULTURAL SERIES



50 - 115 HP



HYDRAULIC SIDE SHIFT



STANDARD

COMFORT 135	69	66	106
COMFORT 165	82	79	132
COMFORT 180	82	99	152
COMFORT 200	82	119	172
COMFORT 220	82	139	192
COMFORT 255	100	153	206

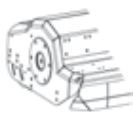
OPTIONAL CENTRAL GEAR BOX

COMFORT 165	104	57	110
COMFORT 180	116	65	118
COMFORT 200	120	81	131
COMFORT 220	135	86	139
COMFORT 255	146	107	160

STRENGTH POINTS



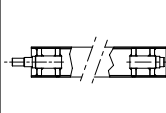
DOUBLE HARDOX SKIN



FRAME WITH OUTER SIDE BEVELLED



AUTOMATIC BELTS TENSIONERS



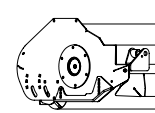
DOUBLE FLANGE IN THE ROTOR



PROFESSIONAL REAR ROLLER
Ø 140 mm with 4 taper roller bearings; mud scraper and central body interchangeable with 2 positions: 1) self-cleaning 2) rear



ROTOR "VENTILATOR"
electronically balanced; Forest type tool holders moulded in boron steel



INTERNAL ROTOR BEARINGS



TRIPLE STATIC KNIFE
Increased rows of counter knives hold the material in for more complete shredding

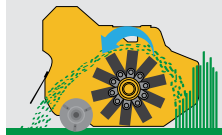
COMFORT		135	165	180	200	220	255
TECHNICAL SPECIFICATIONS							
Working width		135 cm	162 cm	181 cm	210 cm	221 cm	253 cm
Machine weight		445 - 530 kg	485 - 580 kg	505 - 650 kg	525 - 680 kg	545 - 700 kg	570 - 760 kg
tools	Knives max Ø 3 cm	N° 36	N° 36	N° 48	N° 48	N° 48	N° 60
	Hammers max Ø 4/5 cm - Kg 1,35	N° 12	N° 12	N° 16	N° 16	N° 16	N° 20
rotor Ø	A	159 x 10 mm	159 x 10 mm	159 x 10 mm	159 x 10 mm	178 x 10 mm	178 x 10 mm
	B	423 mm	423 mm	423 mm	423 mm	442 mm	442 mm
N° belts quad power		4	4	4	4	4	4
CAT		I-II	I-II	I-II	I-II	I-II	I-II
RPM PTO	540	Rotor revolutions/ peripheral tool speed 2300 rpm 50,94 m/sec	2300 rpm 50,94 m/sec	2300 rpm 50,94 m/sec	2300 rpm 50,94 m/sec	2050 rpm 47,44 m/sec	2050 rpm 47,44 m/sec
optional							
HP max transmission		40 hp	80 hp	80 hp	80 hp	80 hp	80 hp
RPM PTO	1000	Rotor revolutions/ peripheral tool speed 2300 rpm/ 50,94 m/sec	2300 rpm/ 50,94 m/sec	2300 rpm/ 50,94 m/sec	2300 rpm/ 50,94 m/sec	2050 rpm 47,44 m/sec	2050 rpm 47,44 m/sec
standard							
HP max transmission		55 hp	110 hp	110 hp	110 hp	110 hp	110 hp
Utilization		Rear pushed (* reverse drive) / front pushed					

COMFORT	135	165	180	200	220	255
MACHINE						
Rounded frame with rounding on the outside	✓	✓	✓	✓	✓	✓
Professional rear roller Ø 140 mm with 4 taper roller bearings, mud scraper and central body interchangeable with 2 positions: 1) self-cleaning 2) rear	✓	✓	✓	✓	✓	✓
Triple static knife	✓	✓	✓	✓	✓	✓
Double Hardox steel frame	✓	✓	✓	✓	✓	✓
Front protection flaps sp. 6 mm	✓	✓	✓	✓	✓	✓
Reflectors	✓	✓	✓	✓	✓	✓
Front wheels	•	•	•	•	•	•
Rakes	•	•	•	•	•	•
3 point hitch lowering kit	•	•	•	•	•	•
Protection chains	•	•	•	•	•	•
Side Skids in Hardox	•	•	•	•	•	•
3 POINT HITCH						
Mechanical side shift movement with chromed steel rod	✓	✓	✓	✓	✓	✓
Hydraulic side shift movement with chromed steel rod	•	•	•	•	•	•
TRANSMISSION						
Gearbox with double free-wheel	✓	✓	✓	✓	✓	✓
Oscillating bearings with double column of balls	✓	✓	✓	✓	✓	✓
"Ventilator" Rotor	✓	✓	✓	✓	✓	✓
Tool holders - Forestry type	✓	✓	✓	✓	✓	✓
Option for central gearbox	-	✓	✓	✓	✓	✓
Tool screw in steel Ø 20 mm 12.9	✓	✓	✓	✓	✓	✓
Double flange in the rotor	-	-	-	-	✓	✓
Automatic belts tensioner	✓	✓	✓	✓	✓	✓
PTO 540 RPM	•	•	•	•	•	•
Cardan shaft	•	•	•	•	•	•
Supplement for rotor with knives	•	•	•	•	•	•
Central gearbox	-	•	•	•	•	•


COMFORT

AGRICULTURAL SERIES

Self-cleaning roller position
unloading of mulched product behind the roller for faster working speed


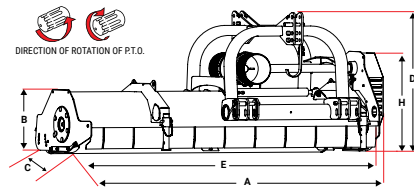


Rear roller position
unloading of mulched product in front of the roller for better shredding





GRASS, SMALL BUSHES, LEAVES, PRUNINGS, BRAMBLES, SMALL WOOD, FIBROUS PLANTS, BRUSHWOOD, MEADOWS, GARDENS, PARKS, SPORTS FIELDS



TWICE	A cm	B cm	C cm	D cm	E cm	H cm
135	150	48	96	90	135	80
165	177	48	96	90	162	80
180	196	48	96	90	181	80
200	216	48	96	90	201	80
220	236	48	96	90	221	81
255	268	48	96	90	253	81

STANDARD

TWICE 135	69	66
TWICE 165	82	79
TWICE 180	82	99
TWICE 200	82	119
TWICE 220	82	139
TWICE 255	100	153

OPTIONAL CENTRAL GEAR BOX

TWICE 165	104	57
TWICE 180	116	65
TWICE 200	120	81
TWICE 220	135	86
TWICE 255	146	107

HYDRAULIC SIDE SHIFT



TWICE AGRICULTURAL SERIES

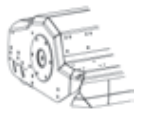
50 - 115 HP



STRENGTH POINTS



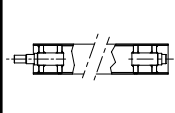
DOUBLE HARDOX SKIN



FRAME WITH OUTER SIDE BEVELED



AUTOMATIC BELTS TENSIONERS



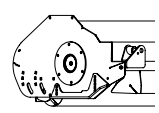
ROTOR CON DOPPIA FLANGIA (220-250)



PROFESSIONAL REAR ROLLER Ø 140 mm with 4 taper roller bearings; mud scraper and central body interchangeable with 2 positions: 1) self-cleaning 2) rear



ROTOR "VENTILATOR" electronically balanced; Forest type tool holders moulded in boron steel



INTERNAL ROTOR BEARINGS

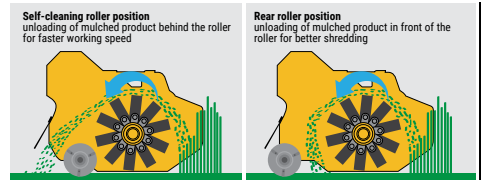


TRIPLE STATIC KNIFE Increased rows of counter knives hold the material in for more complete shredding

TWICE	135	165	180	200	220	255	
TECHNICAL SPECIFICATIONS							
Working width	135 cm	162 cm	181 cm	210 cm	221 cm	253 cm	
Machine weight	460 - 570 kg	500 - 610 kg	520 - 660 kg	540 - 690 kg	585 - 730 kg	610 - 760 kg	
tools	Knives max Ø 3 cm	N° 36	N° 36	N° 48	N° 48	N° 60	N° 60
	Hammers max Ø 4,5 cm - Kg 1,35	N° 12	N° 12	N° 16	N° 16	N° 20	N° 20
rotor Ø	A	159 x 10 mm	159 x 10 mm	159 x 10 mm	159 x 10 mm	178 x 10 mm	178 x 10 mm
	B	423 mm	423 mm	423 mm	423 mm	442 mm	442 mm
N° belts quad power	4	4	4	4	4	4	
CAT.	I-II	I-II	I-II	I-II	I-II	I-II	
RPM PTO optional	540	Rotor revolutions / peripheral tool speed 2300 rpm 50,94 m/sec	2300 rpm 50,94 m/sec	2300 rpm 50,94 m/sec	2300 rpm 50,94 m/sec	2050 rpm 47,44 m/sec	2050 rpm 47,44 m/sec
HP max transmission	40 hp	80 hp	80 hp	80 hp	80 hp	80 hp	
RPM PTO standard	1000	Rotor revolutions / peripheral tool speed 2300 rpm/ 50,94 m/sec	2300 rpm/ 50,94 m/sec	2300 rpm/ 50,94 m/sec	2300 rpm/ 50,94 m/sec	2050 rpm 47,44 m/sec	2050 rpm 47,44 m/sec
HP max transmission	55 hp	110 hp	110 hp	110 hp	110 hp	110 hp	
Utilization	Rear mounted / Rear pushed (* reverse drive) / Front pushed						

TWICE	135	165	180	200	220	255
MACHINE						
Rounded frame with rounding on the outside	✓	✓	✓	✓	✓	✓
Professional rear roller Ø 140 mm with 4 taper roller bearings, mud scraper and central	✓	✓	✓	✓	✓	✓
Body interchangeable with 2 positions: 1) self-cleaning 2) rear	✓	✓	✓	✓	✓	✓
Triple static knife	✓	✓	✓	✓	✓	✓
Double Hardox steel frame	✓	✓	✓	✓	✓	✓
Front protection flaps sp. 6 mm	✓	✓	✓	✓	✓	✓
Front wheels	•	•	•	•	•	•
Rakes	•	•	•	•	•	•
3 point hitch lowering kit	•	•	•	•	•	•
Protection chains	•	•	•	•	•	•
Side Skids in Hardox	•	•	•	•	•	•
3 POINT HITCH						
Mechanical side shift movement with chromed steel rod	✓	✓	✓	✓	✓	✓
Hydraulic side shift movement with chromed steel rod (+10 kg)	•	•	•	•	•	•
TRANSMISSION						
Gearbox with double free - wheel	✓	✓	✓	✓	✓	✓
Oscillating bearings with double column of balls	✓	✓	✓	✓	✓	✓
"Ventilator" Rotor	✓	✓	✓	✓	✓	✓
Tool holders - Forestry type	✓	✓	✓	✓	✓	✓
Option for central gearbox	-	✓	✓	✓	✓	✓
Tool screw in steel Ø 20 mm 12.9	✓	✓	✓	✓	✓	✓
Double flange in the rotor	-	-	-	-	✓	✓
Automatic belts tensioner	✓	✓	✓	✓	✓	✓
PTO 540 RPM	•	•	•	•	•	•
Cardan shaft	•	•	•	•	•	•
Supplement for rotor with knives	•	•	•	•	•	•
Central gearbox	-	•	•	•	•	•

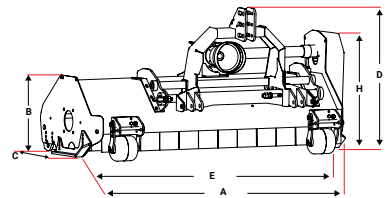
AGRICULTURAL SERIES



✓

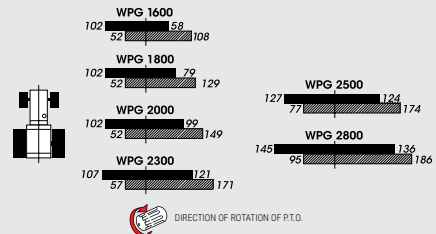


GRASS, BUSHES SMALL, LEAVES, GRASS MAINTENANCE SMALL WOOD, BRAMBLES, FIBROUS PLANTS, BRUSHWOOD, PARKS, SPORT FIELDS, WIDE GREEN AREAS, SET-ASIDE, PASTURES



WPG	A cm	B cm	C cm	D cm	E cm	H cm
1600	175	60	133	95	155	57
1800	200	60	133	95	182	57
2000	220	60	133	95	200	57
2300	250	60	133	95	228	57
2500	273	60	133	95	251	57
2800	298	60	133	95	281	57

HYDRAULIC SIDE SHIFT



WPG
AGRICULTURAL SERIES



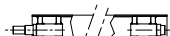
50 - 95 HP



PUNTI DI FORZA



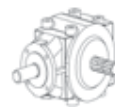
DOUBLE FRAME IN HARDOX
+ EXTRA COUNTER KNIFE
(optional)



DOUBLE FLANGE IN THE ROTOR
(2300-2500-2800)



PROFESSIONAL REAR ROLLER
Ø 195 mm (optional)



FREE WHEEL IN THE GEAR BOX

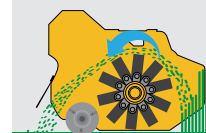


EXTERNAL ROTOR SUPPORT
IN PRESSED STEEL
The external rotor support allows the easy dismantling / replacement of the bearings and dust seals



TOOTHED STATIC KNIFE
Increased rows of counter knives hold the material in for more complete shredding

WPG	1600	1800	2000	2300	2500	2800	
TECHNICAL SPECIFICATIONS							
Working width	155 cm	182 cm	200 cm	228 cm	251 cm	281 cm	
Machine weight	520 - 640 kg	535 - 690 kg	575 - 700 kg	635 - 760 kg	698 - 785 kg	780 - 860 kg	
tools	Knives max Ø 4cm	N° 36	N° 48	N° 48	N° 60	N° 60	N° 72
	Hammers max Ø 8 cm - Kg 1,7	N° 12	N° 16	N° 16	N° 20	N° 20	N° 24
rotor Ø	A	194 x 10 mm	194 x 10 mm	194 x 10 mm	194 x 10 mm	194 x 10 mm	194 x 10 mm
	B	454 mm	454 mm	454 mm	454 mm	454 mm	454 mm
N° belts	4	4	4	4	4	4 Quad Power	
CAT.	I-II	II	II	II	II	II	
RPM PTO standard	540	Rotor revolutions / peripheral tool speed 2530 rpm 60.11 m/sec	2530 rpm 60.11 m/sec	2530 rpm 60.11 m/sec	2530 rpm 60.11 m/sec	2140 rpm 51 m/sec	2140 rpm 51 m/sec
HP max transmission	45 hp	45 hp	70 hp	80 hp	85 hp	90 hp	
RPM PTO optional	1000	Rotor revolutions / peripheral tool speed 2500 rpm 59.4 m/sec	2500 rpm 59.4 m/sec	2500 rpm 59.4 m/sec	2500 rpm 59.4 m/sec	2120 rpm 50 m/sec	2120 rpm 50 m/sec
HP max transmission	65 hp	65 hp	75 hp	85 hp	90 hp	95 hp	
Utilization	Rear mounted						



Self-cleaning roller position unloading of mulched product behind the roller for faster working speed

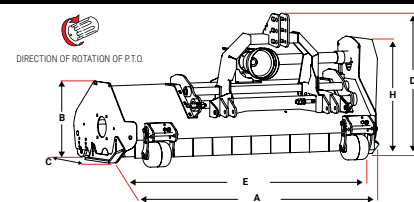


WPG	1600	1800	2000	2300	2500	2800
MACHINE						
Monocoque frame th. 6mm	✓	✓	✓	✓	✓	✓
Rear roller Ø 194 mm with roller bearings, mud scraper	✓	✓	✓	✓	✓	✓
Toothed static knife	✓	✓	✓	✓	✓	✓
Front protection flaps	✓	✓	✓	✓	✓	✓
Reflectors	✓	✓	✓	✓	✓	✓
Professional rear roller Ø 195 mm with 4 taper roller bearings and central body interchangeable	FACTORY FIT ONLY	•	•	•	•	•
	AFTER FIT	•	•	•	•	•
Wear plate in hardox steel (double skin) with extra static knife for better shredding	•	•	•	•	•	•
Protection chains	•	•	•	•	•	•
Side Skids	•	•	•	•	•	•
3 POINT HITCH						
Fixed 3 point hitch	✓	✓	✓	✓	✓	✓
Mechanical side shift movement	•	•	•	•	•	•
Hydraulic side shift	•	•	•	•	•	•
TRANSMISSION						
Free wheel in the gear box	✓	✓	✓	✓	✓	✓
Oscillating bearings with double column of balls	✓	✓	✓	✓	✓	✓
Tool screw in steel Ø 20 mm 12.9	✓	✓	✓	✓	✓	✓
Double flange in the rotor	-	-	-	✓	✓	✓
PTO 1000 rpm	•	•	•	•	•	•
Cardan shaft	•	•	•	•	•	•
Extra cost for blades mounting	•	•	•	•	•	•

✓



GRASS, SMALL BUSHES, LEAVES, FIBROUS PLANTS, GRASS MAINTENANCE AND BIG SIZE WOOD, BETWEEN-ROW DISC



KING EXTRA	A cm	B cm	C cm	D cm	E cm	H cm
160	175	52	98	93	155	77
180	201	52	98	93	181	77
200	221	52	98	93	201	77
230	248	52	98	93	228	77
250	271	52	98	93	251	77
280	301	54	102	95	281	78
300	322	54	111	104	299	78
320	343	54	111	104	320	78

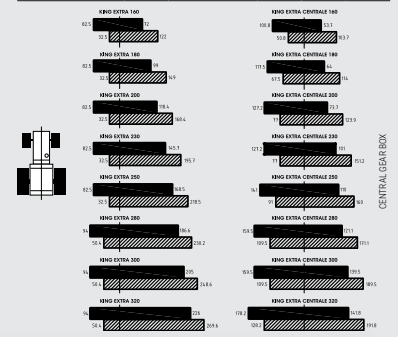


HARDOX
IN MY BODY



50 - 115 HP

HYDRAULIC SIDE SHIFT



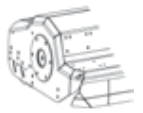
KING EXTRA

PROFESSIONAL SERIES

STRENGTH POINTS



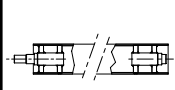
DOUBLE HARDOX SKIN



FRAME WITH OUTER SIDE BEVELLED



AUTOMATIC BELTS TENSIONERS



DOUBLE FLANGE IN THE ROTOR (230-250-280-300-320)



PROFESSIONAL REAR ROLLER Ø 195 mm with 4 taper roller bearings, mud scraper and central body interchangeable with 2 positions: 1) self-cleaning 2) rear (Optional)



ROTOR "VENTILATOR" electronically balanced. Forest type tool holders moulded in boron steel



EXTERNAL ROTOR SUPPORT IN PRESSED STEEL. The external rotor support allows the easy dismantling / replacement of the bearings and dust seals



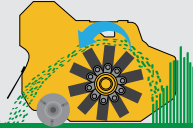
TRIPLE STATIC KNIFE. Increased rows of counter knives hold the material in for more complete shredding

KING EXTRA		160	180	200	230	250	280	300	320	
TECHNICAL SPECIFICATIONS										
Working width		155 cm	181 cm	201 cm	228 cm	251 cm	281 cm	299 cm	320 cm	
Machine weight		695 - 790 kg	710 - 850 kg	730 - 870 kg	750 - 895 kg	789 - 939 kg	810 - 980 kg	835 - 1010 kg	965 - 1160 kg	
tools	Knives max Ø 3,5 cm	N° 36	N° 48	N° 48	N° 60	N° 60	N° 96	N° 96	N° 96	
	Hammers max Ø 10 cm Kg 2,1	N° 12	N° 16	N° 16	N° 20	N° 20	N° 32	N° 32	N° 32	
rotor Ø	A	194 x 12.5 mm	194 x 12.5 mm	194 x 12.5 mm	194 x 12.5 mm	194 x 12.5 mm	219 x 10 mm	219 x 10 mm	219 x 10 mm	
	B	454 mm	454 mm	454 mm	454 mm	454 mm	480 mm	480 mm	480 mm	
N° belts quad power		4	4	4	4	5	5	5	5	
CAT.		I-II	I-II	I-II	I-II	I-II	I-II	I-II	I-II	
RPM PTO	540	Rotor revolutions / peripheral tool speed	2530 rpm 60 m/sec	2530 rpm 60 m/sec	2530 rpm 60 m/sec	2530 rpm 60 m/sec	2025 rpm 48 m/sec	1918 rpm 48 m/sec	1800 rpm 45,25 m/sec	1800 rpm 45,25 m/sec
HP max transmission		80 hp	80 hp	80 hp	80 hp	100 hp	110 hp	110 hp	110 hp	
Utilization		Rear mounted								

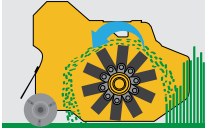
KING EXTRA

PROFESSIONAL SERIES

Self-cleaning roller position
unloading of mulched product behind the roller for faster working speed



Rear roller position
unloading of mulched product in front of the roller for better shredding



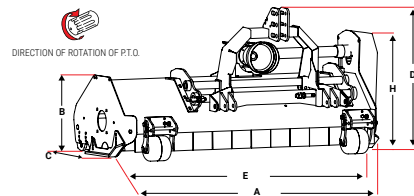
KING EXTRA		160	180	200	230	250	280	300	320
MACHINE									
Double Hardox steel frame		✓	✓	✓	✓	✓	✓	✓	✓
Front protection flaps sp. 6 mm		✓	✓	✓	✓	✓	✓	✓	✓
Rounded frame with outer side beveled		✓	✓	✓	✓	✓	✓	✓	✓
Triple static knife		✓	✓	✓	✓	✓	✓	✓	✓
Rear roller Ø 194 mm with 4 taper roller bearings double positions: 1) self-cleaning 2) rear		✓	✓	✓	✓	✓	✓	✓	✓
Reflectors		✓	✓	✓	✓	✓	✓	✓	✓
Removable rear bonnet for inspection		✓	✓	✓	✓	✓	✓	✓	✓
Professional rear roller Ø 195 mm with 4 taper roller bearings, mud scraper and central body interchangeable with 2 positions: 1) selfcleaning 2) rear		FACTORY FIT ONLY	•	•	•	•	•	•	•
		AFTER FIT	•	•	•	•	•	•	•
Pair of wheels (instead of the standard roller) NO with Flail-D		FACTORY FIT ONLY	•	•	•	•	•	•	•
		AFTER FIT	•	•	•	•	•	•	•
Front wheels		•	•	•	•	•	•	•	•
Rakes		•	•	•	•	•	•	•	•
Protection chains		•	•	•	•	•	•	•	•
Side Skids in Hardox		•	•	•	•	•	•	•	•
3 POINT HITCH									
Mechanical side shift movement with steel rod		✓	✓	✓	✓	✓	✓	✓	✓
Hydraulic side shift movement with steel rod CAT. II		•	•	•	•	•	•	•	•
Mechanical side shift movement in cast iron with nylon bushings and hardened chromed steel rod CAT. I-II		•	•	•	•	•	•	•	•
TRANSMISSION									
Free wheel in the gear box		✓	✓	✓	✓	✓	✓	✓	✓
Oscillating bearings with double column of balls		✓	✓	✓	✓	✓	✓	✓	✓
"Ventilator" Rotor		✓	✓	✓	✓	✓	✓	✓	✓
Tool holders - Forestry type		✓	✓	✓	✓	✓	✓	✓	✓
Option for Central gear box		✓	✓	✓	✓	✓	✓	✓	✓
Tool screw in steel Ø 20 mm 12.9		✓	✓	✓	✓	✓	✓	✓	✓
Automatic belts tensioner		-	-	-	-	✓	✓	✓	✓
Double flange in the rotor		✓	✓	✓	✓	✓	✓	✓	✓
Central gear box		•	•	•	•	•	•	•	•
Cardan shaft		•	•	•	•	•	•	•	•
		•	•	•	•	•	•	•	•
Extra cost for blades mounting		•	•	•	•	•	•	•	•
ACCESSORIES FOR BETWEEN ROWS/ORCHARDS/TREES									
FLAIL-D see page 64		•	•	•	•	•	•	•	•



✓

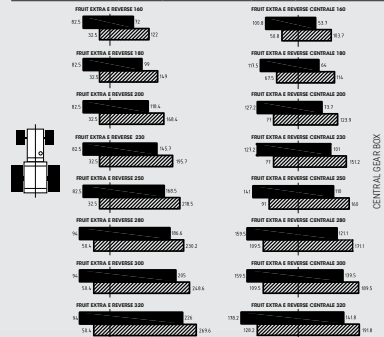


GRASS, SMALL BUSHES, LEAVES,
FIBROUS PLANTS, GRASS MAINTENANCE AND BIG SIZE WOOD,
BETWEEN-ROW DISC



FRUIT EXTRA	A cm	B cm	C cm	D cm	E cm	H cm
160	175	52	98	93	155	77
180	201	52	98	93	181	77
200	221	52	98	93	201	77
230	248	52	98	93	228	77
250	271	52	98	93	251	77
280	301	54	102	95	281	78
300	322	54	111	104	299	78
320	343	54	111	104	320	78

HYDRAULIC SIDE SHIFT



HARDOX
IN MY BODY



FRUIT EXTRA

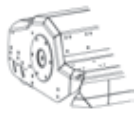
PROFESSIONAL SERIES

60 - 130 HP

STRENGTH POINTS



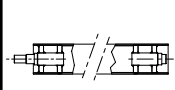
MONOCOQUE FRAME
IN HARDOX TH.6 mm



FRAME WITH OUTER SIDE BEVELD



AUTOMATIC BELTS TENSIONERS



DOUBLE FLANGE IN THE ROTOR
(230-250-280-300-320)



PROFESSIONAL REAR ROLLER Ø
195 mm with 4 taper roller bearings,
mud scraper and central body
interchangeable with 2 positions:
1) self-cleaning 2) rear



ROTOR "VENTILATOR"
electronically balanced. Forest type
tool holders moulded in boron steel



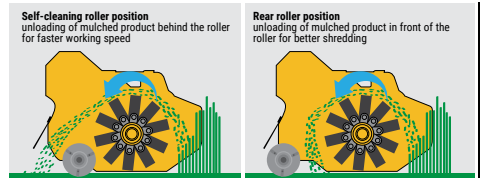
EXTERNAL ROTOR SUPPORT
IN PRESSED STEEL
The external rotor support allows the
easy dismantling / replacement of the
bearings and dust seals



4 BARS OF COUNTER
KNIFE FOR FINE SHREDDING
Increased rows of counter knives hold
the material in for more complete
shredding

FRUIT EXTRA		160	180	200	230	250	280	300	320
TECHNICAL SPECIFICATIONS									
Working width		155 cm	181 cm	201 cm	228 cm	251 cm	281 cm	299 cm	320 cm
Machine weight		805 - 865 kg	835 - 895 kg	855 - 925 kg	875 - 960 kg	930 - 1010 kg	1050 - 1130 kg	1120 - 1240 kg	1195 - 1340 kg
tools	Knives max Ø 3,5 cm	N° 36	N° 48	N° 48	N° 60	N° 60	N° 96	N° 96	N° 96
	Hammers max Ø 12 cm - Kg 2,1	N° 12	N° 16	N° 16	N° 20	N° 20	N° 32	N° 32	N° 32
ROTOR Ø	A	194 x 12.5 mm	194 x 12.5 mm	194 x 12.5 mm	194 x 12.5 mm	194 x 12.5 mm	219 x 10 mm	219 x 10 mm	219 x 10 mm
	B	454 mm	454 mm	454 mm	454 mm	454 mm	480 mm	480 mm	480 mm
N° belts quad power		4	4	4	4	5	5	5	5
CAT.		I-II	I-II	I-II	I-II	I-II	I-II	I-II	I-II
RPM PTO	540	Rotor revolutions / peripheral tool speed 2530 rpm 60 m/sec	2530 rpm 60 m/sec	2530 rpm 60 m/sec	2025 rpm 48 m/sec	2025 rpm 48 m/sec	1918 rpm 48 m/sec	1800 rpm 45,25 m/sec	1800 rpm 45,25 m/sec
HP max transmission		80 hp	80 hp	80 hp	80 hp	100 hp	110 hp	110 hp	110 hp
Utilization		Rear mounted							

PROFESSIONAL SERIES



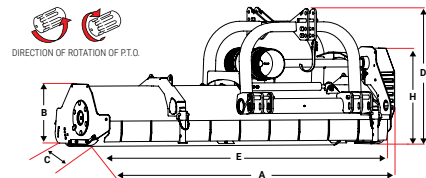
FRUIT EXTRA		160	180	200	230	250	280	300	320
MACHINE									
Monocoque frame in Hardox th.6 mm		✓	✓	✓	✓	✓	✓	✓	✓
Front protection flaps in Hardox th. 6 mm		✓	✓	✓	✓	✓	✓	✓	✓
Rounded frame with outer side beveled		✓	✓	✓	✓	✓	✓	✓	✓
4 bars of counter - knife for fine shredding		✓	✓	✓	✓	✓	✓	✓	✓
Professional rear roller Ø 195 mm with 4 taper roller bearings, mud scraper and central body interchangeable with 2 positions: 1) self-cleaning 2) rear		✓	✓	✓	✓	✓	✓	✓	✓
Reflectors		✓	✓	✓	✓	✓	✓	✓	✓
Pair of front wheels		•	•	•	•	•	•	•	•
Steering wheels (instead of the roller) NOT WITH TIK, FLAIL-D, FLAIL-I, BIO CUT-I, BIO CUT-D		•	•	•	•	•	•	•	•
Steering wheels (AFTER FIT) NOT WITH TIK, FLAIL-D, FLAIL-I, BIO CUT-I, BIO CUT-D		•	•	•	•	•	•	•	•
Rakes		•	•	•	•	•	•	•	•
Protection chains		•	•	•	•	•	•	•	•
Side Skids in Hardox		•	•	•	•	•	•	•	•
3 POINT HITCH									
Mechanical side shift movement in cast iron with nylon bushings and hardened chromed steel rod CAT. I-II		✓	✓	✓	✓	✓	✓	✓	✓
Mechanical side shift movement in cast iron with nylon bushings and hardened chromed steel rod CAT. I-II		•	•	•	•	•	•	•	•
TRANSMISSION									
Free wheel in the gear box		✓	✓	✓	✓	✓	✓	✓	✓
Oscillating bearings with double column of balls		✓	✓	✓	✓	✓	✓	✓	✓
"Ventilator" Rotor		✓	✓	✓	✓	✓	✓	✓	✓
Tool holders - Forestry type		✓	✓	✓	✓	✓	✓	✓	✓
Option for central gear box		✓	✓	✓	✓	✓	✓	✓	✓
Tool screw in steel Ø 20 mm 12.9		✓	✓	✓	✓	✓	✓	✓	✓
Double flange in the rotor		-	-	-	✓	✓	✓	✓	✓
Automatic belts tensioner		✓	✓	✓	✓	✓	✓	✓	✓
Central gear box		•	•	•	•	•	•	•	•
Cardan shaft		•	•	•	•	•	•	•	•
Extra cost for blades mounting		•	•	•	•	•	•	•	•
ACCESSORIES FOR BETWEEN ROWS/ORCHARDS/TREES									
TIK 800 (not with Central gear box) see page 68		•	•	•	•	•	•	•	•
FLAIL-D see page 64		•	•	•	•	•	•	•	•
FLAIL-I (not with Central gear box) see page 65		•	•	•	•	•	•	•	•
BIO CUT-D see page 66		•	•	•	•	•	•	•	•
BIO CUT-I (not with Central gear box) see page 67		•	•	•	•	•	•	•	•



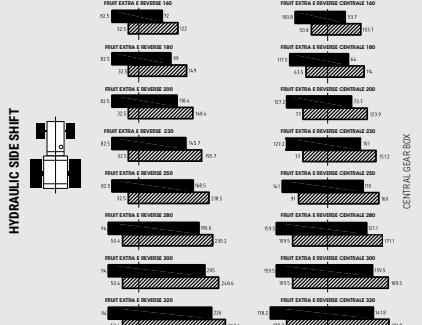
✓



GRASS, SMALL BUSHES,
LEAVES, FIBROUS PLANTS, GRASS
MAINTENANCE AND BIG SIZE WOOD,
BETWEEN-ROW DISC



FRUIT EXTRA REVERSE	A cm	B cm	C cm	D cm	E cm	H cm
160	175	52	134	100	155	77
180	201	52	134	100	181	77
200	221	52	134	100	201	77
230	248	52	134	100	228	77
250	271	52	134	100	251	77
280	299	54	134	104	281	78
300	322	54	134	104	299	78
320	345	54	134	104	320	78



FRUIT EXTRA REVERSE

PROFESSIONAL SERIES

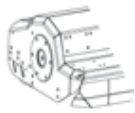
60 - 130 HP



STRENGTH POINTS



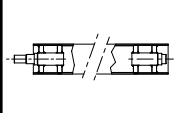
MONOCOQUE FRAME
IN HARDOX TH.6 mm



FRAME WITH OUTER SIDE BEVELED



AUTOMATIC BELTS TENSIONERS



DOUBLE FLANGE IN THE ROTOR
(230-250-280-300-320)



PROFESSIONAL REAR ROLLER
Ø 195 mm with 4 taper roller bearings, mud scraper and central body interchangeable with 2 positions: 1) self-cleaning 2) rear



ROTOR "VENTILATOR"
electronically balanced. Forest type tool holders moulded in boron steel



EXTERNAL ROTOR SUPPORT IN PRESSED STEEL
The external rotor support allows the easy dismantling / replacement of the bearings and dust seals




4 BARS OF COUNTER - KNIFE FOR FINE SHREDDING
Increased rows of counter knives hold the material in for more complete shredding

FRUIT EXTRA REVERSE		160	180	200	230	250	280	300	320
TECHNICAL SPECIFICATIONS									
Working width		155 cm	181 cm	201 cm	228 cm	251 cm	281 cm	299 cm	320 cm
Machine weight		855 - 930 kg	885 - 955 kg	905 - 990 kg	925 - 1025 kg	980 - 1080 kg	1100 - 1210 kg	1170 - 1290 kg	1250 - 1385 kg
TOOLS	Knives max Ø 3,5 cm	N° 36	N° 48	N° 48	N° 60	N° 60	N° 96	N° 96	N° 96
	Hammers max Ø 12 cm - Kg 2,1	N° 12	N° 16	N° 16	N° 20	N° 20	N° 32	N° 32	N° 32
RODIL Ø	A	194 x 12,5 mm	194 x 12,5 mm	194 x 12,5 mm	194 x 12,5 mm	194 x 12,5 mm	219 x 10 mm	219 x 10 mm	219 x 10 mm
	B	454 mm	454 mm	454 mm	454 mm	454 mm	480 mm	480 mm	480 mm
N° belts quad power		4	4	4	4	5	5	5	5
CAT.		II	II	II	II	II	II	II	II
RPM PTO optional	540	Rotor revolutions / peripheral tool speed 2530 rpm / 60 m/sec	2530 rpm / 60 m/sec	2530 rpm / 60 m/sec	2530 rpm / 60 m/sec	2025 rpm / 48 m/sec	1918 rpm / 48 m/sec	1800 rpm / 45,25 m/sec	1800 rpm / 45,25 m/sec
HP max transmission	80 hp	80 hp	80 hp	80 hp	80 hp	100 hp	110 hp	110 hp	110 hp
RPM PTO standard	1000	Rotor revolutions / peripheral tool speed 2500 rpm / 59,45 m/sec	2500 rpm / 59,45 m/sec	2500 rpm / 59,45 m/sec	2500 rpm / 59,45 m/sec	2000 rpm / 47,55 m/sec	1890 rpm / 47,50 m/sec	1776 rpm / 44,65 m/sec	1776 rpm / 44,65 m/sec
HP max transmission	90 hp	90 hp	90 hp	90 hp	90 hp	110 hp	125 hp	125 hp	125 hp
Utilization		Rear mounted / Rear pushed (* reverse drive) / front pushed / front mounted							

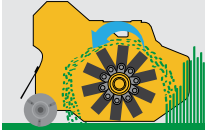
FRUIT EXTRA REVERSE

PROFESSIONAL SERIES

Self-cleaning roller position
unloading of mulched product behind the roller for faster working speed



Rear roller position
unloading of mulched product in front of the roller for better shredding

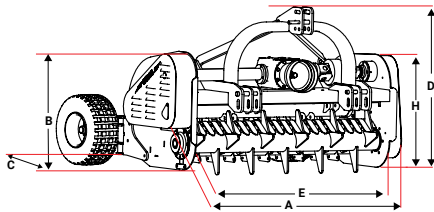


FRUIT EXTRA REVERSE		160	180	200	230	250	280	300	320
MACHINE									
Monocoque frame in Hardox th.6 mm		✓	✓	✓	✓	✓	✓	✓	✓
Front protection flaps in Hardox th. 6 mm		✓	✓	✓	✓	✓	✓	✓	✓
Rounded frame with outer side beveled		✓	✓	✓	✓	✓	✓	✓	✓
4 bars of counter - knife for fine shredding		✓	✓	✓	✓	✓	✓	✓	✓
Professional rear roller Ø 195 mm with 4 taper roller bearings, mud scraper and central body interchangeable with 2 positions: 1) self-cleaning 2) rear		✓	✓	✓	✓	✓	✓	✓	✓
Reflectors		✓	✓	✓	✓	✓	✓	✓	✓
Pair of front wheels		•	•	•	•	•	•	•	•
Rakes		•	•	•	•	•	•	•	•
Protection chains		•	•	•	•	•	•	•	•
Side Skids in Hardox		•	•	•	•	•	•	•	•
3 POINT HITCH									
Double mechanical side shift movement with chromed steel pipes		✓	✓	✓	✓	✓	✓	✓	✓
Double hydraulic side shift movement with chromed steel rod		•	•	•	•	•	•	•	•
TRANSMISSION									
Gearbox with double free - wheel		✓	✓	✓	✓	✓	✓	✓	✓
Oscillating bearings with double column of balls		✓	✓	✓	✓	✓	✓	✓	✓
"Ventilator" Rotor		✓	✓	✓	✓	✓	✓	✓	✓
Tool holders - Forestry type		✓	✓	✓	✓	✓	✓	✓	✓
Option for Central gear box		✓	✓	✓	✓	✓	✓	✓	✓
Tool screw in steel Ø 20 mm 12.9		✓	✓	✓	✓	✓	✓	✓	✓
Automatic belts tensioner		-	-	-	-	✓	✓	✓	✓
Double flange in the rotor		✓	✓	✓	✓	✓	✓	✓	✓
Central gear box		•	•	•	•	•	•	•	•
PTO 540 rpm		•	•	•	•	•	•	•	•
Cardan shaft		•	•	•	•	•	•	•	•
Extra cost for blades mounting		•	•	•	•	•	•	•	•

✓



VINE SHOOTS, GRASS MAINTENANCE,
WOOD, BIG SIZE WOOD



WPKL	A cm	B cm	C cm	D cm	E cm	H cm
1450	173	68	106	107	145	73
1600	185	68	110	109	154	73
1800	210	68	110	109	181	73



MY OWNER +
STRENX

WPKL
PROFESSIONAL SERIES



60 - 90 HP



DIRECTION OF ROTATION OF P.T.O.

STRENGTH POINTS



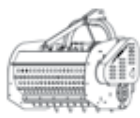
DOUBLE FRAME



AUTOMATIC TORQUE LIMITER +
HYDRAULIC PICK-UP TRANSMISSION
(optional)



FRONT PICK-UP



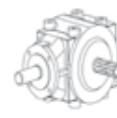
REAR DISCHARGE GRATE IN
STRENX 700



AUTOMATIC BELTS TENSIONER



ROTOR "VENTILATOR"
electronically balanced. Forest type
tool holders moulded in boron steel



FREE WHEEL IN THE GEAR BOX



TRIPLE STATIC KNIFE
Increased rows of counter knives hold
the material in for more complete
shredding

WPKL

PROFESSIONAL SERIES

WPKL		1450	1600	1800
TECHNICAL SPECIFICATIONS				
Working width		145 cm	154 cm	181 cm
Machine weight		720 - 835 kg	840 - 965 kg	870 - 970 kg
tools	Hammers kg1,2 - Ø 5/6 cm	N° 16	-	-
	Hammers kg1,7 - Ø 6/8 cm	-	N° 12	N° 16
rotor Ø	A	159X10 mm	194X8 mm	194X8 mm
	B	395 mm	413 mm	413 mm
N° belts		4	5	5
CAT.		I-II	II	II
RPM PTO standard	540	Rotor revolutions / peripheral tool speed 2527 rpm / 52,27 m/sec	2527 rpm / 42,14 m/sec	2527 rpm / 42,14 m/sec
HP max transmission		50 hp	50 hp	50 hp
Utilization		Rear mounted		



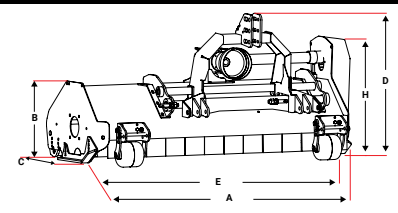
WPKL		1450	1600	1800
MACHINE				
Rear Discharge Grate in Strenx 700 with holes Ø 55 mm		✓	✓	✓
Double frame		✓	✓	✓
Triple static knife		✓	✓	✓
Steering wheels with closing spring		✓	✓	✓
Reflectors		✓	✓	✓
Hydraulic pick-up transmission kit with flow divider and double relief valve		-	-	-
Rear Discharge Grate in Strenx 700 with holes Ø 40 mm		-	-	-
TRANSMISSION				
Free wheel in the gear box		✓	✓	✓
Oscillating bearings with double column of balls		✓	✓	✓
"Ventilator" Rotor		✓	✓	✓
Tool holders - Forestry type		✓	✓	✓
Mechanical chain transmission		✓	✓	✓
Chain tensioner		✓	✓	✓
Automatic torque limiter		✓	✓	✓
Tool screw in steel Ø 20 mm 12.9		✓	✓	✓
Automatic belts tensioner		✓	✓	✓
Cardan shaft		-	-	-



✓



GRASS, SPORT FIELDS, SMALL BUSHES, WOOD UP TO 8 CM, GRASS MAINTENANCE, BRAMBLES, FIBROUS PLANTS, STRAW, COTTON, POTATOES, CORN, ARTICHOKEs, WIDE GREEN AREAS SET-ASIDE, PASTURES



WPS	A cm	B cm	C cm	D cm	E cm	H cm
1800	203	53	113	110	182	82
2000	222	53	113	110	201	82
2300	249	53	113	110	228	82
2600	272	53	113	110	251	82
2800	297	53	113	110	281	82



HARDOX
IN MY BODY

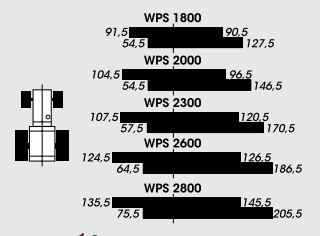
WPS
PROFESSIONAL SERIES



65 - 110 HP



HYDRAULIC SIDE SHIFT



DIRECTION OF ROTATION OF P.T.O.

STRENGTH POINTS



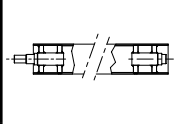
DOUBLE HARDOX SKIN (Optional)



AUTOMATIC BELTS TENSIONERS



FREE WHEEL IN THE GEAR BOX



DOUBLE FLANGE IN THE ROTOR (2300-2600-2800)



PROFESSIONAL REAR ROLLER Ø 195 mm (Optional)



ROTORE "VENTILATOR" equilibrato elettronicamente. Supporti utensili di tipo forestale stampati in acciaio al boro

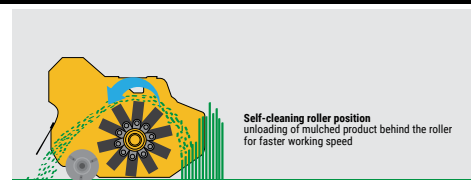


EXTERNAL ROTOR SUPPORT IN PRESSED STEEL
The external rotor support allows the easy dismantling / replacement of the bearings and dust seals



TOOTHED STATIC KNIFE
Increased rows of counter knives hold the material in for more complete shredding

WPS	1800	2000	2300	2600	2800	
TECHNICAL SPECIFICATIONS						
Working width	182 cm	201 cm	228 cm	251 cm	281 cm	
Machine weight	670 - 820 kg	730 - 880 kg	825 - 965 kg	870 - 1030 kg	975 - 1140 kg	
tools	Knives max Ø 4cm	N° 48	N° 48	N° 60	N° 60	N° 96
	Hammers max Ø 8 cm - Kg 2,1	N° 16	N° 16	N° 20	N° 20	N° 32
rotor Ø	A	194 x 10 mm	194 x 10 mm	194 x 10 mm	194 x 10 mm	219x10 mm
	B	457,7 mm	457,7 mm	457,7 mm	457,7 mm	483 mm
N° belts	4	4	4	5	5	
CAT.	II	II	II	II	II	
RPM PTO standard	540	Rotor revolutions / peripheral tool speed	2130 rpm / 51,02 m/ sec	2130 rpm / 51,02 m/ sec	2130 rpm / 51,02 m/ sec	2025 rpm / 49,13 m/ sec
HP max transmission	100 hp	100 hp	100 hp	100 hp	110 hp	
Utilization	Rear mounted					

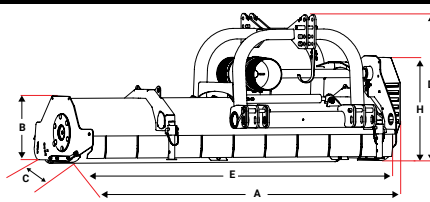


WPS	1800	2000	2300	2600	2800
MACHINE					
Monocoque frame th. 6mm	✓	✓	✓	✓	✓
Rear roller Ø 194 mm with roller bearings, mud scraper	✓	✓	✓	✓	✓
Toothed static knife	✓	✓	✓	✓	✓
Front protection flaps	✓	✓	✓	✓	✓
Reflectors	✓	✓	✓	✓	✓
Professional rear roller Ø 195 mm with 4 taper roller bearings and central body interchangeable	FACTORY FIT ONLY	•	•	•	•
	AFTER FIT	•	•	•	•
Wear plate in hardox steel (double skin)	•	•	•	•	•
Protection chains	•	•	•	•	•
Side Skids in Hardox	•	•	•	•	•
3 POINT HITCH					
Mechanical movement on rollers and nylon skids	✓	✓	✓	✓	✓
Hydraulic movement on rollers and nylon skids	•	•	•	•	•
TRANSMISSION					
Free wheel in the gear box	✓	✓	✓	✓	✓
Oscillating bearings with double column of balls	✓	✓	✓	✓	✓
"Ventilator" Rotor	✓	✓	✓	✓	✓
Tool holders - Forestry type	✓	✓	✓	✓	✓
Rotor 8 rows	-	-	-	-	✓
Tool screw in steel Ø 20 mm 12.9	✓	✓	✓	✓	✓
Automatic belts tensioner	✓	✓	✓	✓	✓
Double flange in the rotor	-	-	✓	✓	✓
Cardan shaft	•	•	•	•	•
Extra cost for blades mounting	•	•	•	•	•

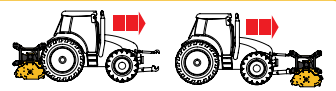




GRASS, BUSHES SMALL, LEAVES, GRASS MAINTENANCE SMALL WOOD, BRAMBLES, FIBROUS PLANTS, BRUSHWOOD, PARKS, SPORT FIELDS, WIDE GREEN AREAS SET-ASIDE, PASTURES



WPR	A cm	B cm	C cm	D cm	E cm	H cm
1800	203	53	113	110	182	82
2000	222	53	113	110	201	82
2300	249	53	113	110	228	82
2600	272	53	113	110	251	82
2800	297	53	113	110	281	82

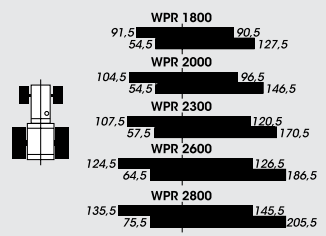


WPR

PROFESSIONAL SERIES



HYDRAULIC SIDE SHIFT



DIRECTION OF ROTATION OF P.T.O.

SPECIFY AT THE TIME OF ORDER MACHINE PREPARATION: FRONT, REAR, PTO 540 OR 1000 RPM.

STRENGTH POINTS



DOUBLE HARDOX SKIN (Optional)



AUTOMATIC BELTS TENSIONERS



FREE WHEEL IN THE GEAR BOX



DOUBLE FLANGE IN THE ROTOR (2300-2600-2800)



PROFESSIONAL REAR ROLLER Ø 195 mm (Optional)



ROTOR "VENTILATOR" electronically balanced. Forest type tool holders moulded in boron steel.

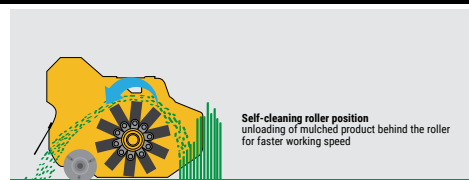


EXTERNAL ROTOR SUPPORT IN PRESSED STEEL The external rotor support allows the easy dismantling / replacement of the bearings and dust seals



TOOTHED STATIC KNIFE Increased rows of counter knives hold the material in for more complete shredding

WPR	1800	2000	2300	2600	2800	
TECHNICAL SPECIFICATIONS						
Working width	182 cm	201 cm	228 cm	251 cm	281 cm	
Machine weight	670 - 820 kg	730 - 880 kg	825 - 965 kg	870 - 1030 kg	975 - 1140 kg	
Tools	Knives max Ø 4cm	N° 48	N° 48	N° 60	N° 60	N° 96
	Hammers max Ø 8 cm - Kg 2,1	N° 16	N° 16	N° 20	N° 20	N° 32
rotor Ø	A	194 x 10 mm	194 x 10 mm	194 x 10 mm	194 x 10 mm	219 x 10 mm
	B	457,7 mm	457,7 mm	457,7 mm	457,7 mm	483 mm
N° belts	4	4	4	5	5	
CAT	II	II	II	II	II	
RPM PTO standard	540	Rotor revolutions/ peripheral tool speed 1776 rpm 45,51 m/sec	1776 rpm 45,51 m/sec	1776 rpm 45,51 m/sec	1776 rpm 45,51 m/sec	1776 rpm 48,02 m/sec
HP max transmission	100 hp	100 hp	100 hp	110 hp	110 hp	
RPM PTO reversing the pulleys	1000	Rotor revolutions/ peripheral tool speed 1900 rpm 45,53 m/sec	1900 rpm 45,53 m/sec	1900 rpm 45,53 m/sec	1900 rpm 45,53 m/sec	1900 rpm 48,04 m/sec
HP max transmission	100 hp	100 hp	100 hp	110 hp	110 hp	
Utilization	Rear / Front mounted					



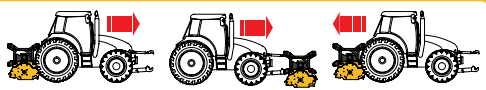
WPR	1800	2000	2300	2600	2800
MACHINE					
Monocoque frame th. 6mm	✓	✓	✓	✓	✓
Rear roller Ø 194 mm with roller bearings, mud scraper	✓	✓	✓	✓	✓
Toothed static knife	✓	✓	✓	✓	✓
Front protection flaps	✓	✓	✓	✓	✓
Reflectors	✓	✓	✓	✓	✓
Professional rear roller Ø 195 mm with 4 taper roller bearings and central body interchangeable	FACTORY FIT ONLY	•	•	•	•
	AFTER FIT	•	•	•	•
Wear plate in hardox steel (double skin)	•	•	•	•	•
Protection chains	•	•	•	•	•
Side Skids in Hardox	•	•	•	•	•
3 POINT HITCH					
3 point hitch movable and reversible	✓	✓	✓	✓	✓
Mechanical movement on rollers and nylon skids	✓	✓	✓	✓	✓
Hydraulic movement on rollers and nylon skids	•	•	•	•	•
Double 3 points hitch with mechanical movement on rollers and nylon skids	•	•	•	•	•
Double 3 points hitch with hydraulic movement on rollers and nylon skids	•	•	•	•	•
TRANSMISSION					
Convertible PTO 540 - 1000 rpm by inverting the pulleys	✓	✓	✓	✓	✓
Free wheel in the gear box	✓	✓	✓	✓	✓
Oscillating bearings with double column of balls	✓	✓	✓	✓	✓
"Ventilator" Rotor	✓	✓	✓	✓	✓
Tool holders - Forestry type	✓	✓	✓	✓	✓
Rotor 8 rows	-	-	-	-	✓
Tool screw in steel Ø 20 mm 12.9	✓	✓	✓	✓	✓
Automatic belts tensioner	✓	✓	✓	✓	✓
Double flange in the rotor	-	-	✓	✓	✓
Cardan shaft	•	•	•	•	•
Extra cost for blades mounting	•	•	•	•	•



✓



WGR 2813
WGR 3213



HARDOX
IN MY BODY

WGR

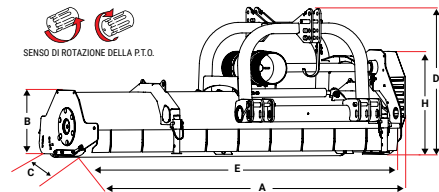
PROFESSIONAL SERIES



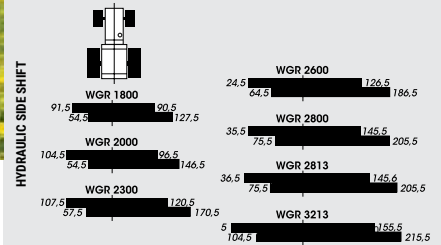
65 - 140 HP



GRASS, BUSHES SMALL, LEAVES, GRASS MAINTENANCE, SMALL WOOD, BRAMBLES, FIBROUS PLANTS, BRUSHWOOD, PARKS, SPORT FIELDS, WIDE GREEN AREAS SET-ASIDE, PASTURES



WGR	A cm	B cm	C cm	D cm	E cm	H cm
1800	203	53	113	110	182	82
2000	222	53	113	110	201	82
2300	249	53	113	110	228	82
2600	272	53	113	110	251	82
2800	297	53	113	110	281	82
2813	299	53	114	128	281	89
3213	339	53	114	128	320	89



SPECIFY AT THE TIME OF ORDER MACHINE PREPARATION:
FRONT, REAR, PTO 540 OR 1000 RPM.

STRENGTH POINTS



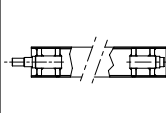
DOUBLE HARDOX SKIN (Optional)



AUTOMATIC BELTS TENSIONERS



FREE WHEEL IN THE GEAR BOX



DOUBLE FLANGE IN THE ROTOR
(2300-2600-2800-2813-3213)



PROFESSIONAL REAR ROLLER
Ø 195 mm (Optional)



ROTOR "VENTILATOR"
electronically balanced. Forest type
tool holders moulded in boron steel.



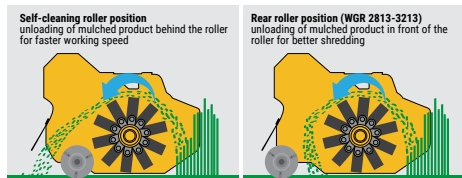
EXTERNAL ROTOR SUPPORT IN
PRESSED STEEL
The external rotor support allows the
easy dismantling / replacement of the
bearings and dust seals



TOOTHED STATIC KNIFE
Increased rows of counter knives
hold the material in for more
complete shredding

WGR	1800	2000	2300	2600	2800	2813	3213		
TECHNICAL SPECIFICATIONS									
Working width	182 cm	201 cm	228 cm	251 cm	281 cm	281 cm	320 cm		
Machine weight	680 - 830 kg	740 - 855 kg	835 - 985 kg	880 - 1030 kg	985 - 1130 kg	1085 - 1235 kg	1175 - 1350 kg		
tools	Knives max Ø 4cm	N° 48	N° 48	N° 60	N° 60	N° 96	N° 96		
	Hammers max Ø 8 cm - Kg 2,1	N° 16	N° 16	N° 20	N° 20	N° 32	N° 32		
rotor Ø	A	194 x 10 mm	194 x 10 mm	194 x 10 mm	194 x 10 mm	219 x 10 mm	219 x 10 mm		
	B	457,7 mm	457,7 mm	457,7 mm	457,7 mm	483 mm	483 mm		
N° belts	4	4	4	5	5	5 Quad Power	5 Quad Power		
CAT.	II	II	II	II	II	II	II		
RPM PTO optional	540	Rotor revolutions / peripheral tool speed	2096 rpm 50,29 m/sec	2096 rpm 50,29 m/sec	2096 rpm 50,29 m/sec	2096 rpm 50,29 m/sec	1900 rpm 48,05 m/sec	1900 rpm 48,05 m/sec	1822 rpm 46,05 m/sec
HP max transmission	90 hp	90 hp	90 hp	90 hp	110 hp	120 hp	120 hp		
RPM PTO standard	1000	Rotor revolutions / peripheral tool speed	2096 rpm 50,22 m/sec	2096 rpm 50,22 m/sec	2096 rpm 50,22 m/sec	2096 rpm 50,22 m/sec	1900 rpm 48,05 m/sec	1900 rpm 48,05 m/sec	1822 rpm 46,05 m/sec
HP max transmission	110 hp	110 hp	110 hp	110 hp	130 hp	140 hp	140 hp		
Utilization	Rear mounted / Rear pushed (* reverse drive) / front pushed								

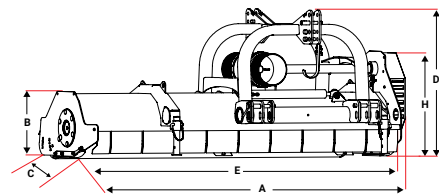
WGR	1800	2000	2300	2600	2800	2813	3213
MACHINE							
Monocoque frame th. 6mm	✓	✓	✓	✓	✓	✓	✓
Rear roller Ø 194 mm with roller bearings	✓	✓	✓	✓	✓	✓	✓
Double positions: 1) self-cleaning 2) rear	-	-	-	-	-	✓	✓
Toothed static knife	✓	✓	✓	✓	✓	✓	✓
Front protection flaps	✓	✓	✓	✓	✓	✓	✓
Reflectors	✓	✓	✓	✓	✓	✓	✓
Professional rear roller Ø 195 mm with 4 taper roller bearings and central body interchangeable	FACTORY FIT ONL		•	•	•	•	•
	AFTER FIT		•	•	•	•	•
Rear protection	-	-	-	-	-	-	-
Mud scraper	-	-	-	-	-	-	-
Wear plate in hardox steel (double skin)	•	•	•	•	•	•	•
Protection chains	•	•	•	•	•	•	•
Side Skids in Hardox	•	•	•	•	•	•	•
3 POINT HITCH							
Double 3 points hitch with hydraulic movement on rollers and nylon skids	✓	✓	✓	✓	✓	✓	✓
Double 3 points hitch with hydraulic movement on rollers and nylon skids	•	•	•	•	•	•	•
TRANSMISSION							
Gearbox with double free - wheel	✓	✓	✓	✓	✓	✓	✓
Oscillating bearings with double column of balls	✓	✓	✓	✓	✓	✓	✓
"Ventilator" Rotor	✓	✓	✓	✓	✓	✓	✓
Tool holders - Forestry type	✓	✓	✓	✓	✓	✓	✓
Rotor 8 rows	-	-	-	-	✓	✓	✓
Tool screw in steel Ø 20 mm 12.9	✓	✓	✓	✓	✓	✓	✓
Automatic belts tensioner	✓	✓	✓	✓	✓	✓	✓
Double flange in the rotor	-	-	✓	✓	✓	✓	✓
PTO 540 rpm	•	•	•	•	•	•	•
Cardan shaft	•	•	•	•	•	•	•
Extra cost for blades mounting	•	•	•	•	•	•	•



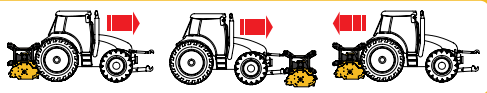
✓



GRASS, BUSHES AND SMALL WOOD, BRAMBLES, FIBROUS PLANTS, BRUSHWOOD, PARKS, SPORT FIELDS, WIDE GREEN AREAS SET-ASIDE, PASTURES, GROSSI GRASS MAINTENANCE AND BIG SIZE OF WOODS



PRO	A cm	B cm	C cm	D cm	E cm	H cm
2500	274	53	128	121	251	83
2800	299	53	128	121	281	83
3000	319	53	128	121	300	83
3200	339	53	128	121	320	83



PRO


PROFESSIONAL SERIES



110 - 200 HP



HYDRAULIC SIDE SHIFT



DIRECTION OF ROTATION OF P.T.O.

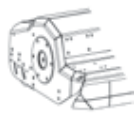
STRENGTH POINTS



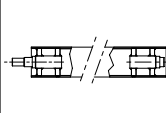
DOUBLE HARDOX SKIN



AUTOMATIC BELTS TENSIONERS



FRAME WITH OUTER SIDE BEVELED



DOUBLE FLANGE IN THE ROTOR



PROFESSIONAL REAR ROLLER
Ø 195 mm



ROTOR "VENTILATOR"
electronically balanced. Forest type tool holders moulded in boron steel



EXTERNAL ROTOR SUPPORT IN PRESSED STEEL
The external rotor support allows the easy dismantling / replacement of the bearings and dust seals

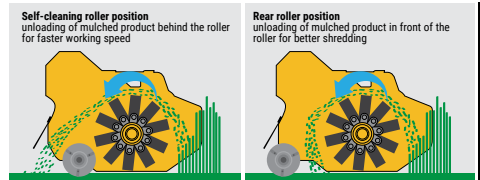


DOUBLE STATIC KNIFE
Increased rows of counter knives hold the material in for more complete shredding

PRO		2500	2800	3000	3200
TECHNICAL SPECIFICATIONS					
Working width		251 cm	281 cm	300 cm	320 cm
Machine weight		1210 - 1350 kg	1250 - 1380 kg	1300 - 1458 kg	1345 - 1510 kg
TOOLS	Knives max Ø 4cm	N° 60	N° 96	N° 96	N° 96
	Hammers max Ø 8 cm - Kg 2,1	N° 20	N° 32	N° 32	N° 32
rotor Ø	A	194x10 mm	219x10 mm	219x10 mm	219x10 mm
	B	452 mm	478 mm	478 mm	478 mm
N° Belts power band		5	5	5	5
CAT.		II-III	II-III	II-III	II-III
RPM PTO Standard	1000 Rotor revolutions / peripheral tool speed	1970 rpm 47,2 m/sec	1970 rpm 49,3 m/sec	1770 rpm 44,1 m/sec	1770 rpm 44,1 m/sec
HP max transmission		200 hp	200 hp	200 hp	200 hp
Utilization		Rear mounted / Rear pushed (* reverse drive) / front pushed			

PRO		2500	2800	3000	3200
MACHINE					
Double Hardox skin		✓	✓	✓	✓
Professional rear roller Ø 195 mm with 4 taper roller bearings and central body interchangeable with 2 positions: 1) self-cleaning 2) rear		✓	✓	✓	✓
Double toothed static knife		✓	✓	✓	✓
Front protection flaps sp.5 mm		✓	✓	✓	✓
Reflectors		✓	✓	✓	✓
Protection chains		•	•	•	•
Side Skids in Hardox		•	•	•	•
3 POINT HITCH					
Hydraulic movement with nylon bushings		✓	✓	✓	✓
TRANSMISSION					
Gearbox with double free - wheel		✓	✓	✓	✓
Oscillating bearings with double column of balls		✓	✓	✓	✓
"Ventilator" Rotor		✓	✓	✓	✓
Tool holders - Forestry type		✓	✓	✓	✓
Rotor 8 rows		✓	✓	✓	✓
Tool screw in steel Ø 20 mm 12.9		✓	✓	✓	✓
Automatic belts tensioner		✓	✓	✓	✓
Belts Powerband		✓	✓	✓	✓
Double flange in the rotor		✓	✓	✓	✓
Hexalobe cardan shaft		•	•	•	•
Extra cost for blades mounting		•	•	•	•

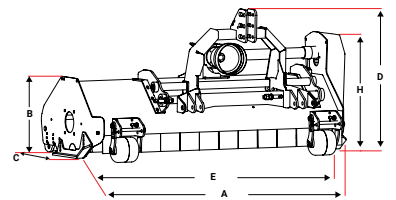
PROFESSIONAL SERIES



✓



GRASS, BUSHES AND SMALL WOOD, LEAVES,
GRASS MAINTENANCE, BRAMBLES, FIBROUS PLANTS, STRAW,
COTTON, POTATOES, CORN, ARTICHOKEs, WIDE GREEN AREAS
SET-ASIDE, PASTURES, SUNFLOWER STALKS, SORGHUM, TOBACCO,
SUGAR CANE, PINEAPPLE FIELDS, AFRICAN PALM, BANANAS



EAGLE PLUS	A cm	B cm	C cm	D cm	E cm	H cm
2009	215	82	134	110	200	81
2359	243	82	134	110	228	81
2609	266	82	134	110	251	81
2909	296	90	136	113	281	81
3209T	335	90	136	113	320	81



EAGLE PLUS

PROFESSIONAL SERIES



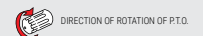
75 - 150 HP



HYDRAULIC SIDE SHIFT



EAGLE PLUS 2009	102,5	52,5	127,5	147,5
EAGLE PLUS 2359	102,5	52,5	125,5	175,5
EAGLE PLUS 2609	130	80	121	171
EAGLE PLUS 2909	143,5	93,5	137,5	187,5



STRENGTH POINTS



DOUBLE HARDOX SKIN
(2909 - 3209DT)



AUTOMATIC BELTS TENSIONERS



HYDRAULIC SIDE SHIFT MOVEMENT IN
CAST IRON (Optional)



DOUBLE FLANGE IN THE ROTOR
(2359-2609-2909-3209DT)



ROTOR "VENTILATOR"
electronically balanced. Forest type tool
holders moulded in boron steel



EXTERNAL ROTOR SUPPORT
IN PRESSED STEEL
The external rotor support allows the easy
dismantling / replacement of the bearings
and dust seals

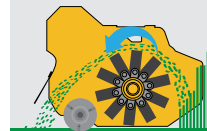


DOUBLE STATIC KNIFE
Increased rows of counter knives hold the
material in for more complete shredding

EAGLE PLUS

PROFESSIONAL SERIES

EAGLE PLUS		2009	2359	2609	2909	3209DT
TECHNICAL SPECIFICATIONS						
Working width		200 cm	228 cm	251 cm	281 cm	320 cm
Machine weight		710 - 880 kg	805 - 985 kg	900 - 1150 kg	1130 - 1330 kg	1230 - 1460 kg
tools	Knives <i>optional</i>	N° 40	N° 48	N° 56	N° 80	N° 96
	Knives <i>standard</i>	N° 40	N° 48	N° 56	N° 80	N° 96
	Knives <i>optional</i> max Ø 4 cm	N° 40+20	N° 48+24	N° 56+28	N° 80+40	N° 96+48
	Hammers <i>optional</i> max Ø 5 cm	N° 20	N° 24	N° 28	N° 40	N° 48
rotor Ø	A	194 x 10 mm	194 x 10 mm	194 x 10 mm	219 x 12,5 mm	219 x 12,5 mm
	B	666 mm	666 mm	666 mm	691 mm	691 mm
N° Belts		4	4	4	5	4+4
CAT.		II	II	II	II	II
RPM PTO	540 / 1000	1782 rpm - 62,1 m/sec	1782 rpm - 62,1 m/sec	1782 rpm - 62,1 m/sec	1696 rpm - 61,3 m/sec	1720 rpm - 62,2 m/sec
HP max transmission		100 hp	100 hp	100 hp	140 hp	150 hp
Utilization		Rear mounted				



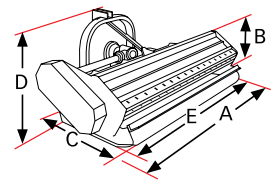
Self-cleaning roller position unloading of mulched product behind the roller for faster working speed

EAGLE PLUS	2009	2359	2609	2909	3209DT
MACHINE					
High frame mono-coque in Hardox steel mm th.6	✓	✓	✓	✓	✓
Double hardox skin	✓	✓	✓	✓	✓
Removable bonnet for inspection	✓	✓	✓	✓	✓
Toothed static knife	✓	✓	✓	✓	✓
Front protection flaps	✓	✓	✓	✓	✓
Reflectors	✓	✓	✓	✓	✓
Rear roller Ø 194 mm with roller bearings, mud scraper	✓	✓	✓	✓	✓
Wear plate in hardox steel (double skin)	•	•	•	•	•
Self-cleaning rear roller Ø 245 mm	•	•	•	•	•
Pair of rear wheels	•	•	•	•	•
Hydraulic rear panel opening kit (CE not available)	•	•	•	•	•
Spreader rakes (CE not available)	•	•	•	•	•
Counter knife (screwed) replaceable	•	•	•	•	•
Protection chains	•	•	•	•	•
Height adjustable in Hardox side skids	•	•	•	•	•
3 POINT HITCH					
Fixed 3 point hitch	✓	✓	✓	✓	✓
Central 3 points hitch fixed in cast iron metal	-	-	-	-	-
Mechanical side shift movement in cast iron CAT-I-II / side gearbox position	•	•	•	•	•
Hydraulic side shift movement in cast iron with nylon bushings and hardened chromed steel rod, side gearbox position CAT-I-II	•	•	•	•	•
TRANSMISSION					
Central gear box	✓	✓	✓	✓	✓
Oscillating bearings with double column of balls	✓	✓	✓	✓	✓
Free wheel in the gear box	✓	✓	✓	✓	✓
Double transmission	-	-	-	-	✓
Automatic belts tensioner	-	-	-	-	✓
Double flange in the rotor	-	✓	✓	✓	✓
Supplement hammers rotor	•	•	•	•	•
Supplement rotor with 3 knives	•	•	•	•	•
Cardan shaft	•	•	•	•	•
Cardan shaft 1" 3/4 Z20 on the tractor side	-	-	-	-	•
Cardan shaft 1" 3/4 Z6 + 1" 3/8 Z6 on the tractor side	-	-	-	-	•





GRASS, BUSHES AND SMALL WOOD, LEAVES,
GRASS MAINTENANCE, BRAMBLES, FIBROUS PLANTS, STRAW,
COTTON, POTATOES, CORN, ARTICHOKE, WIDE GREEN AREAS
SET-ASIDE, PASTURES, SUNFLOWER STALKS, SORGHUM, TOBACCO,
SUGAR CANE, PINEAPPLE FIELDS, AFRICAN PALM, BANANAS



MUSCLE	A cm	B cm	C cm	D cm	E cm
2400 DT	270	92	152	113	240



MUSCLE (NO CE)

PROFESSIONAL SERIES



STRENGTH POINTS



DOUBLE HARDOX SKIN



DOUBLE FLANGE IN THE ROTOR



FREE WHEEL IN THE GEAR BOX



DOUBLE FLANGE IN THE ROTOR



EXTERNAL ROTOR SUPPORT IN PRESSED STEEL
The external rotor support allows the easy dismantling / replacement of the bearings and dust seals



DOUBLE STATIC TOOTHED KNIFE
Increased rows of counter knives hold the material in for more complete shredding




MUSCLE		2400 DT
TECHNICAL SPECIFICATIONS		
Working width	240 cm	
Machine weight	1430 - 1680 kg	
tools	Knives <i>optional</i>	N° 56
	Knives <i>Standard</i>	N° 56
	Knives <i>optional</i> max Ø 4 cm	N° 56+28
	Hammers <i>optional</i> max Ø 5 cm	N° 28
rotor Ø	A	219X12,5 mm
	B	691 mm
N° Belts	4+4	
CAT.	II	
RPM PTO	1000	Rotor revolutions / peripheral tool speed 1720 rpm 63 m/sec
HP max transmission	150 hp	
Utilization	Rear mounted	

MUSCLE	2400 DT
MACHINE	
Double Hardox skin	✓
Double static toothed knife	✓
Front protection flaps	✓
Height-adjustable rear wheels	✓
Reflectors	✓
Side Skids	✓
Protection chains	✓
TRANSMISSION	
Central gear box	✓
Oscillating bearings with double column of balls	✓
Free wheel in the gear box	✓
Double transmission	✓
Double automatic belt tensioner	✓
Extra cost for rotor with hammers	•
Extra cost for Rotor with three blades	•
Cardan shaft 1" 3/4 Z6 + 1" 3/4 Z20 on the tractor side	•
Cardan shaft 1" 3/4 Z6+1" 3/8 Z6 on the tractor side	•
HYDRAULIC SYSTEM	
Hydraulically adjustable rear bonnet	✓

MUSCLE (NO CE)

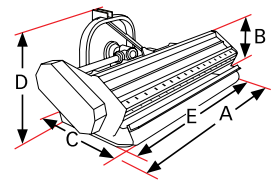
PROFESSIONAL SERIES



✓



GRASS MAINTENANCE, FIBROUS PLANTS, STRAW, COTTON, POTATOES, CORN, ARTICHOKE, WIDE GREEN AREAS SET-ASIDE, PASTURES, SUNFLOWER STALKS, SORGHUM, TOBACCO, SUGAR CANE, PINEAPPLE FIELDS



MUST
PROFESSIONAL SERIES



120 - 230 HP



MUST	A cm	B cm	C cm	D cm	E cm
3800	416,5	-	165	114	370
4000	439	-	165	114	395
4500	488,5	-	165	114	442
5000	536,5	-	165	114	491
5600	596,5	-	165	114	551
6000	639	-	165	114	582



DIRECTION OF ROTATION OF P.T.O.

STRENGTH POINTS



ELECTRONICALLY BALANCED ROTOR



OSCILLATING BEARINGS WITH DOUBLE COLUMN OF BALLS





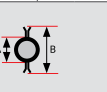
FREE WHEEL IN THE GEAR BOX

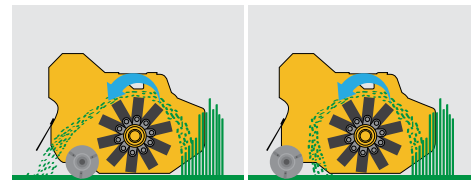


DOUBLE FLANGE IN THE ROTOR

MUST

PROFESSIONAL SERIES

MUST		3800	4000	4500	5000	5600	6000
TECHNICAL SPECIFICATIONS							
Working width		370 cm	395 cm	442 cm	491 cm	551 cm	582 cm
Machine weight		1910 - 2110 kg	2010 - 2260 kg	2258 - 2520 kg	2510 - 2780 kg	2810 - 3080 kg	3010 - 3350 kg
tools	 Knives <i>standard</i> max Ø 4 cm	N° 72+36	N° 80+40	N° 96+48	N° 104+52	N° 120+60	N° 128+64
	 Hammers <i>optional</i> max Ø 5 cm	N° 36	N° 40	N° 48	N° 52	N° 60	-
rotor Ø		A	220 mm	220 mm	220 mm	220 mm	220 mm
		B	691 mm	691 mm	691 mm	691 mm	691 mm
N° Belts		5+5	5+5	5+5	5+5	5+5	6+6
CAT.		III	III	III	III	III	III
RPM PTO	1000	Rotor revolutions / peripheral tool speed	1725 rpm 60 m/sec	1725 rpm 60 m/sec	1725 rpm 60 m/sec	1725 rpm 60 m/sec	1725 rpm 60 m/sec
HP max transmission		120-90 hp	120-90 hp	120-90 hp	140-104 hp	180-134 hp	230-171 hp
Utilization		Rear mounted					

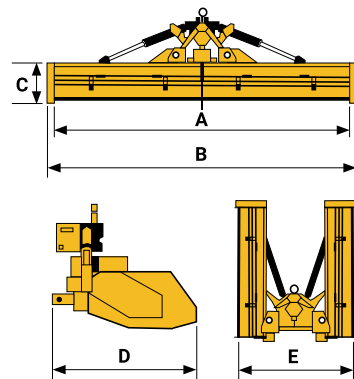


MUST		3800	4000	4500	5000	5600	6000
MACHINE							
Removable tailgate for maintenance		✓	✓	✓	✓	✓	✓
Monocoque frame		✓	✓	✓	✓	✓	✓
Front protection flaps		✓	✓	✓	✓	✓	✓
Side skids		✓	✓	✓	✓	✓	✓
2 Steering wheels		✓	-	-	-	-	-
4 Steering wheels		-	✓	✓	✓	✓	✓
Mechanical trolley system for transport		•	•	•	•	•	•
TRANSMISSION							
Double transmission		✓	✓	✓	✓	✓	✓
Double rotor		✓	✓	✓	✓	✓	✓
Free wheel in the gear box		✓	✓	✓	✓	✓	✓
Oscillating bearings with double column of balls		✓	✓	✓	✓	✓	✓
Cardan shaft CAT. 8		•	•	•	•	•	•
Cardan shaft CAT. 9		-	-	-	•	•	•
Extra cost for rotor with hammers		•	•	•	•	•	•
HYDRAULIC SYSTEM							
Hydraulic trolley for transport		•	•	•	•	•	•

✓



GRASS MAINTENANCE, FIBROUS PLANTS, STRAW, COTTON, POTATOES, CORN, ARTICHOKE, WIDE GREEN AREAS, SET ASIDE, PASTURES, SUNFLOWER STALKS, SORGHUM, TOBACCO, SUGAR CANE, FIELDS OF PINEAPPLE



WKO	A cm	B cm	C cm	D cm	E cm
4400	442	491	86	180	255
5000	491	540	86	180	255
6000	600	645	86	180	255

DIRECTION OF ROTATION OF P.T.O.



WKO
PROFESSIONAL SERIES



120 - 200 HP



PUNTI DI FORZA



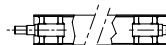
ELECTRONICALLY BALANCED ROTOR



OSCILLATING BEARINGS WITH DOUBLE COLUMN OF BALLS



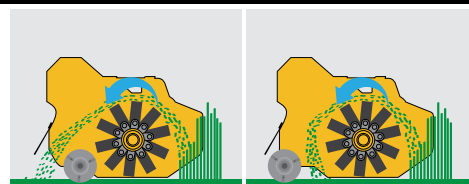
FREE WHEEL IN THE GEAR BOX



DOUBLE FLANGE IN THE ROTOR



WKO		4400	5000	6000
TECHNICAL SPECIFICATIONS				
Working width		442 cm	491 cm	600 cm
Machine weight		2150 - 2430 kg	2330 - 2620 kg	2800 - 2950 kg
tools	Knives <i>standard</i>	N° 144	N° 156	N° 204
	Hammers <i>optional</i>	N° 48	N° 52	N° 68
Rotor Ø	A	194 mm	194 mm	194 mm
	B	666 mm	666 mm	666 mm
N° Belts		5+5	5+5	5 + 5
CAT.		II-III	II-III	II-III
RPM PTO	1000	Rotor revolutions / peripheral tool speed 1886 rpm 60 m/sec	1886 rpm 60 m/sec	1886 rpm 60 m/sec
HP max transmission		180 hp	180 hp	180 hp
Utilization		Rear mounted		



WKO		4400	5000	6000
MACHINE				
Removable tailgate for maintenance		✓	✓	✓
Automatic locking system		✓	✓	✓
Safety lock for hydraulic and automatic road transport		✓	✓	✓
Rear roller Ø 195 mm with taper roller bearings, with mud scraper		✓	✓	✓
Height adjustable side skids		✓	✓	✓
Road lights		•	•	•
Wheels		•	•	•
Central disc for cutting grass		•	•	•
TRANSMISSION				
Transmission in oil bath with free wheel		✓	✓	✓
Toothed belts		✓	✓	✓
Electronically balanced rotor		✓	✓	✓
Oscillating bearings with double column of balls		✓	✓	✓
Safety valves on the cylinders		✓	✓	✓
Cardan shaft		•	•	•
Extra cost for rotor with hammers		•	•	•
HYDRAULIC SYSTEM				
Hydraulically adjustable double Rear bonnet (CE not available)		•	•	•

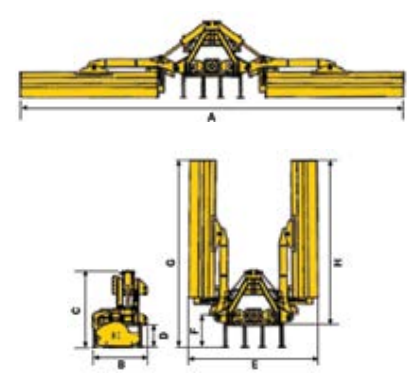


GRASS MAINTENANCE, FIBROUS PLANTS, STRAW, COTTON, POTATOES, CORN, ARTICHOKE, WIDE GREEN AREAS SET-ASIDE, PASTURES, SUNFLOWER STALKS, SORGHUM, TOBACCO, SUGAR CANE FIELDS OF PINEAPPLE



MEGA
PROFESSIONAL SERIES

120 - 200 HP



MEGA	A cm	B cm	C cm	D cm	E cm	F cm	G cm	H cm
830	841	123	170	543	284	709	411	364

STRENGTH POINTS



ELECTRONICALLY BALANCED ROTOR



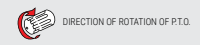
OSCILLATING BEARINGS WITH DOUBLE COLUMN OF BALLS






FREE WHEEL IN THE GEAR BOX



DOUBLE FLANGE IN THE ROTOR

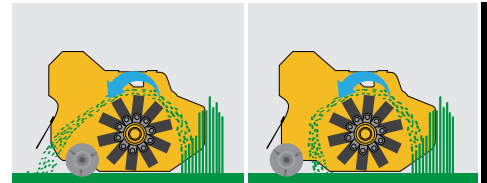


MEGA		830	
TECHNICAL SPECIFICATIONS			
Cutting box width		293+293 cm	
Working width		830 cm	
Machine weight		2650 - 2980 kg	
tools	 Knives <i>standard</i> max Ø 4 cm	N° 136	
	 Hammers <i>optional</i> 1,3 kg max Ø 6 cm	N° 68	
rotor Ø		A	194 mm
		B	666 mm
N° Belts		5+5	
CAT.		III	
RPM PTO	1000	Rotor revolutions / peripheral tool speed 1886 rpm / 52 m/sec	
HP max transmission		200 hp	
Utilization		Rear mounted	

MEGA		830
MACHINE		
Toothed belts		✓
Rear rollers Ø 194 mm self-cleaning height adjustable		✓
Height adjustable side skids		✓
Safety lock for hydraulic and automatic road transport		✓
Removable tailgate for maintenance		✓
Reflectors		✓
Road lights		•
2+2 Steering wheels (instead of the rollers)		•
TRANSMISSION		
Transmission in oil bath with free wheel		✓
Electronically balanced rotor Ø 194 mm		✓
Double oscillating roller rotor bearings		✓
Cardan shaft 6x900 1" 3/4 Z6 + 1" 3/8 Z6		•

MEGA

PROFESSIONAL SERIES



✓



ORCHARDS, VINEYARDS, HAZELNUTS,
SOLAR PANELS

FLAIL-D

AGRICULTURAL SERIES





50 - 110 HP



Inter-row disc with mechanical spring return. Possibility of adjusting the cutting inclination to adapt to tamping along vineyards and orchards, edges of drainage channels in orchards or on hilly terrain arranged in crags. The parallelogram installed allows to self-level and adapt to all ground situations.

To be fitting on models: DYNAMIC, EVO PLUS, SUPERIOR PLUS, KING EXTRA, FRUIT EXTRA.

FLAIL-D		
TECHNICAL SPECIFICATIONS		
Machine weight		170 kg
DOCS 	Knives	N° 2
Hydraulic tank capacity		-
Minimum oil flow		35 L/MIN
RPM PTO 	540	Rotor revolutions - Hp / Kw Shredder circuit 2800 rpm - 16/11 HP/KW
Utilization		Rear mounted
TRACTOR FEATURES		
Minimum weight		1500 kg
Minimum power required		50/36 CV/KW

FLAIL-D		
MACHINE		
Working inclination mechanical adjustment		✓
Working height Mechanical adjustment		✓
Automatic disc suspension		✓
Between-Row Disc Ø 600 mm		✓
Disc return by mechanical spring		✓
Heat exchanger (King Extra, Dynamic and Fruit Extra only)		•
Extra cost for between-row disc Ø 800 mm		•
HYDRAULIC SYSTEM		
Hydraulic motor with quick coupling hoses and safety valve		✓



ORCHARDS, VINEYARDS, HAZELNUTS,
SOLAR PANELS

FLAIL-I


PROFESSIONAL SERIES



50 - 110 HP



Inter-row disc with independent hydraulic system, with controlled effort hydraulic return. There is the possibility of adjusting the hardness of the wheel return by means of a hydraulic valve chest distributor; this also allows use in vineyards and orchards with young plants. The double hydraulic pump installed guarantees maximum power and the high level of performance of the cut quality of the chopped product. Possibility of adjusting the cutting inclination to adapt it along vineyards and orchards, edges of drainage channels in orchards or on hilly terrain arranged in crags. The parallelogram installed allows to self-level and adapt to all ground situations. **To be fitting on models: DYNAMIC, EVO PLUS, SUPERIOR PLUS, KING EXTRA, FRUIT EXTRA.**

FLAIL-I			
TECHNICAL SPECIFICATIONS			
Machine weight		250 kg	
TOOLS		Knives	N° 2
	Hydraulic tank capacity		50 lt
Shredder system oil flow		40 L/MIN	
RPM PTO	540	Rotor revolutions - Hp / Kw Shredder circuit	2800 rpm - 16/11 HP/KW
Utilization		Rear mounted	
TRACTOR FEATURES			
Minimum weight		1500 kg	
Minimum power required		50/36 CV/KW	

FLAIL-I	
MACHINE	
Working inclination mechanical adjustment	✓
Working height Mechanical adjustment	✓
Automatic disc suspension	✓
Between-Row Disc Ø 600 mm	✓
Return of the disc with draft control	✓
Hydraulic valve chest distributor for engine ignition with remote cable control	✓
Valve chest distributor with remote control cable for position disc return	✓
Heat exchanger	•
Extra cost for Between-Row Disc Ø 800 mm	•
HYDRAULIC SYSTEM	
Independent hydraulic system with double pump	✓





ORCHARDS, VINEYARDS, HAZELNUTS,
SOLAR PANELS

BIO CUT-D

AGRICULTURAL SERIES




50 - 110 HP



Mechanical weeder suitable for mowing inter-row grass and spalling.
To be fitting on models: DYNAMIC, FRUIT EXTRA, VM, VM TELESCOPIC, VM TELESCOPIC LP.



BIO CUT-D			LEFT HAND MODEL VM, VM TELESCOPIC, VM TELESCOPIC LP
TECHNICAL SPECIFICATIONS			
Machine weight		150 kg	150 kg
Minimum oil flow		35 L/MIN	35 L/MIN
RPM PTO 	540	Rotor revolutions - Hp / Kw Shredder circuit	2200 rpm/ 16/11 HP/KW
Utilization		Rear mounted	Rear mounted
Left hand version		-	✓
TRACTOR FEATURES			
Minimum weight		1500 kg	1500 kg
Minimum power required		50/36 CV/KW	50/36 CV/KW

BIO CUT-D		LEFT HAND
MACHINE		
Hydraulic motor with quick coupling hoses and safety valve	✓	✓
Disc Return by mechanical spring	✓	✓
Working inclination mechanical adjustment	✓	✓
Working height Mechanical adjustment	✓	✓



ORCHARDS, VINEYARDS, HAZELNUTS,
SOLAR PANELS

BIO CUT-I


AGRICULTURAL SERIES



Mechanical weeder with independent hydraulic system suitable for mowing inter-row grass and spalling.
To be fitting on models: **DYNAMIC, FRUIT EXTRA.** (not with Central gear box)

BIO CUT-I

TECHNICAL SPECIFICATIONS

Machine weight	225 kg
Hydraulic tank capacity	50 lt
Shredder system oil flow	40 L/MIN
RPM PTO 	540 Rotor revolutions / peripheral tool speed
	2200 rpm / 16/11 HP/KW
Utilization	Rear mounted

TRACTOR FEATURES

Minimum weight	1500 kg
Minimum power required	50/36 CV/KW

BIO CUT-I

MACHINE

Return Trough Mchanic String	✓
Hydraulic regulation of working inclination	✓
Hydraulic regulation of working height	✓
Flexible cables	✓

HYDRAULIC SYSTEM

Independent hydraulic system with double pump and oil tank	✓
--	---





ORCHARDS, VINEYARDS, HAZELNUTS,
SOLAR PANELS

TIK-800

PROFESSIONAL SERIES



80 - 110 HP



Multi-purpose inter-row flail mulcher with independent hydraulic system.
Inter-row automatic with hydraulic retraction.

To be fitting on model: FRUIT EXTRA (not with Central gear box).



TIK		800
TECHNICAL SPECIFICATIONS		
Machine weight		420 kg
Tools	Knives max Ø 3 cm	N° 40
	Hammers max Ø 3 cm	N° 30
Hydraulic tank capacity		90 L
Shredder system oil flow		84 L/MIN
RPM PTO	540	Rotor revolutions - 1hp / 1kw Shredder circuit 3100 rpm - 50/37HP/KW
Utilization		-
TRACTOR FEATURES		
Minimum weight		2200 kg
Minimum power required		89/59 CV/KW


TIK		
MACHINE		
Hydraulic cutting head retracting with control rod		✓
Electro-hydraulic recall of the cutting head return		✓
Electro-hydraulic recall of the cutting head return		✓
Cutting head electro-hydraulic inclination		✓
Working height electro-hydraulic adjustment		✓
Cutting head ignition with flexible cable		✓
800 mm cutting head with height-adjustable roller and 12.9 bolts		✓
Height-adjustable roller		✓
Oil cooler with automatic electric fan and branch protection carter		✓
Functions electric controls		✓
FUNCTIONS ELECTRIC CONTROLS		
Hydraulic motor in cast Iron Group 3 - 50 hp		✓
Independent hydraulic system with triple pumps group 3 in cast iron 84 l / min per rotor		✓



WHY ORSI?

ORSI offers a wide range of products, technical support, and with a dealer structure located all over the world, highly specialized and technically trained at the Factory. Choosing an ORSI machine means buying a Made in Italy quality product supported by qualified after-sales service. When you need spare parts or technical support, ORSI will always be by your side supporting you throughout the life of your machine. A professional farmer always tries to get one of our products, because choosing the best means choosing ORSI.

- Over 40 years of history, made up of experience in shredding and rewarded with recognized success by end users and professionals around the world.
- The ability to customize machines in order to satisfy individual needs and peculiarities from the different territories.
- A team of professionals at your service with technical support available to our dealers to quickly solve any problems.
- Custom tests for each machine before being delivered to the customer.
- A stock of original spare parts always available at dealers place, or at our warehouse in Italy that can be delivered with the best domestic or international couriers.
- The ability to consult all products online thanks to the website always updated with all the information necessary for the prospective purchaser or for if you need after-sales support.



По вопросам продаж и поддержки обращайтесь:

Алматы (7273)495-231
Ангарск (3955)60-70-56
Архангельск (8182)63-90-72
Астрахань (8512)99-46-04
Барнаул (3852)73-04-60
Белгород (4722)40-23-64
Благовещенск (4162)22-76-07
Брянск (4832)59-03-52
Владивосток (423)249-28-31
Владикавказ (8672)28-90-48
Владимир (4922)49-43-18
Волгоград (844)278-03-48
Вологда (8172)26-4159
Воронеж (473)204-51-73
Екатеринбург (343)384-55-89
Иваново (4932)77-34-06
Ижевск (3412)26-03-58
Иркутск (395)279-98-46
Казань (843)206-01-48

Калининград (4012)72-03-81
Калуга (4842)92-23-67
Кемерово (3842)65-04-62
Киров (8332)68-02-04
Коломна (4966)23-41-49
Кострома (4942)77-07-48
Краснодар (861)203-40-90
Красноярск (391)204-63-61
Курск (4712)77-13-04
Курган (3522)50-90-47
Липецк (4742)52-20-81
Магнитогорск (3519)55-03-13
Москва (495)268-04-70
Мурманск (8152)59-64-93
Набережные Челны (8552)20-53-41
Нижний Новгород (831)429-08-12
Новокузнецк (3843)20-46-81
Ноябрьск (3496)41-32-12
Новосибирск (383)227-86-73

Омск (3812)21-46-40
Орел (4862)44-53-42
Оренбург (3532)37-68-04
Пенза (8412)22-31-16
Петрозаводск (8142)55-98-37
Псков (8112)59-10-37
Пермь (342)205-81-47
Ростов-на-Дону (863)308-18-15
Рязань (4912)46-61-64
Самара (846)206-03-16
Саранск (8342)22-96-24
Санкт-Петербург (812)309-46-40
Саратов (845)249-38-78
Севастополь (8692)22-31-93
Симферополь (3652)67-13-56
Смоленск (4812)29-41-54
Сочи (862)225-72-31
Ставрополь (8652)20-65-13
Сургут (3462)77-98-35

Сыктывкар (8212)25-95-17
Тамбов (4752)50-40-97
Тверь (4822)63-31-35
Тольятти (8482)63-91-07
Томск (3822)98-41-53
Тула (4872)33-79-87
Тюмень (3452)66-21-18
Ульяновск (8422)24-23-59
Улан-Удэ (3012)59-97-51
Уфа (347)229-48-12
Хабаровск (4212)92-98-04
Чебоксары (8352)28-53-07
Челябинск (351)202-03-61
Череповец (8202)49-02-64
Чита (3022)38-34-83
Якутск (4112)23-90-97
Ярославль (4852)69-52-93

Россия +7(495)268-04-70

Казахстан +7(7172)727-132

Киргизия +996(312)96-26-47

Адрес: <https://orsi.nt-rt.ru> || эл.почта: ois@nt-rt.ru