

Гидравлические подъемники

По вопросам продаж и поддержки обращайтесь:

Алматы (7273)495-231
Ангарск (3955)60-70-56
Архангельск (8182)63-90-72
Астрахань (8512)99-46-04
Барнаул (3852)73-04-60
Белгород (4722)40-23-64
Благовещенск (4162)22-76-07
Брянск (4832)59-03-52
Владивосток (423)249-28-31
Владикавказ (8672)28-90-48
Владимир (4922)49-43-18
Волгоград (844)278-03-48
Вологда (8172)26-4159
Воронеж (473)204-51-73
Екатеринбург (343)384-55-89
Иваново (4932)77-34-06
Ижевск (3412)26-03-58
Иркутск (395)279-98-46
Казань (843)206-01-48

Калининград (4012)72-03-81
Калуга (4842)92-23-67
Кемерово (3842)65-04-62
Киров (8332)68-02-04
Коломна (4966)23-41-49
Кострома (4942)77-07-48
Краснодар (861)203-40-90
Красноярск (391)204-63-61
Курск (4712)77-13-04
Курган (3522)50-90-47
Липецк (4742)52-20-81
Магнитогорск (3519)55-03-13
Москва (495)268-04-70
Мурманск (8152)59-64-93
Набережные Челны (8552)20-53-41
Нижний Новгород (831)429-08-12
Новокузнецк (3843)20-46-81
Ноябрьск (3496)41-32-12
Новосибирск (383)227-86-73

Омск (3812)21-46-40
Орел (4862)44-53-42
Оренбург (3532)37-68-04
Пенза (8412)22-31-16
Петрозаводск (8142)55-98-37
Псков (8112)59-10-37
Пермь (342)205-81-47
Ростов-на-Дону (863)308-18-15
Рязань (4912)46-61-64
Самара (846)206-03-16
Саранск (8342)22-96-24
Санкт-Петербург (812)309-46-40
Саратов (845)249-38-78
Севастополь (8692)22-31-93
Симферополь (3652)67-13-56
Смоленск (4812)29-41-54
Сочи (862)225-72-31
Ставрополь (8652)20-65-13
Сургут (3462)77-98-35

Сыктывкар (8212)25-95-17
Тамбов (4752)50-40-97
Тверь (4822)63-31-35
Тольятти (8482)63-91-07
Томск (3822)98-41-53
Тула (4872)33-79-87
Тюмень (3452)66-21-18
Ульяновск (8422)24-23-59
Улан-Удэ (3012)59-97-51
Уфа (347)229-48-12
Хабаровск (4212)92-98-04
Чебоксары (8352)28-53-07
Челябинск (351)202-03-61
Череповец (8202)49-02-64
Чита (3022)38-34-83
Якутск (4112)23-90-97
Ярославль (4852)69-52-93

Россия +7(495)268-04-70

Казахстан +7(7172)727-132

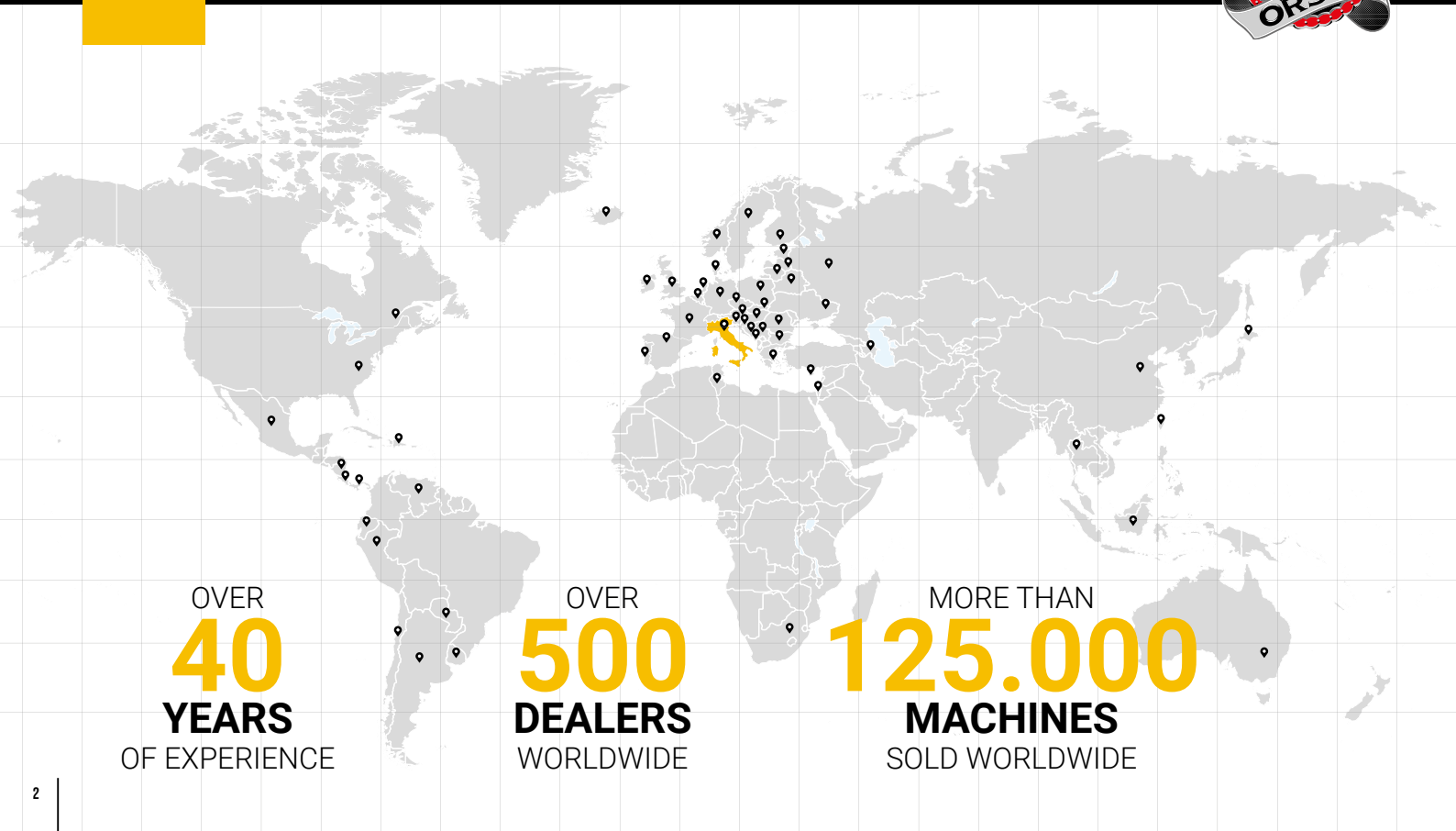
Киргизия +996(312)96-26-47

Адрес: <https://orsi.nt-rt.ru> || эл.почта: ois@nt-rt.ru



44° 41' 13" N
11° 20' 17" E

OUR DISTRIBUTION WORLD WIDE



INDEX



THE ORSI STORY	05
CERTIFICATIONS	06
ANTICORROSIVE TREATMENT	07
GAMMA ELEVATORI	08

FORK LIFT

OHS 7/10	10
OHS 1300	12
OHS 1500	14
OHS 1800	16
OHP 1500	18
OHP 1800	20
OHP 20	22
OHP GV 1300	24
OHP GV 15	26
OHP GV 20	28
OHT UVA	30
OHT 15 OHT GV 15	32
TECHNICAL DATA	34

ACCESSORIES AFTER FIT

TIPPERS	36
BUCKETS AND GRAPE BOX	37
OPTIONAL	38

WHY ORSI?	42
-----------------	----







USE ORIGINAL ORSI SPARES PARTS AND
GUARANTEE A LONG LIFE FOR YOUR
MACHINE.



ANTICORROSIVE TREATMENT

ANTICORROSIVE POWDER TREATMENT

- Shot Blasting SA Ø 2,5
- Primer application in zinc phosphate epoxy powder thickness 60-80 µm
- EXTRA polyurethane finishing powder (UV-resistant) thickness 60-80 µm polymerization at 180° for 20'
- Final dry thickness 120-160
- Orange colour RAL 2011
- Corrosivity class c5-i following DIN55633 and DIN EN ISO 12944-6 norms
- Salt spray resistance 2000h

	RAW SHEET
	GRITTED SHEET
	SHEET COVERED WITH POLYURETHANE ENAMEL
	SURFACE COVERED WITH ORANGE RAL 2011

N.B. These cycles are applied on all our equipment.

ANTICORROSIVE LIQUID TREATMENT FOR MECHANICAL AND HYDRAULIC COMPONENTS

HIGH STRENGTH CYCLE

- Shot Blasting sa Ø 2,5
- Epoxy bi-component primer application in zinc CT90
- Expoprimer application CT113 grey 7035
- EXTRA bi-component polyurethane enamel application (UV-resistant)
- Final dry thickness 350-400 µm

STANDARD CYCLE

- Shot Blasting sa Ø 2,5
- Expoprimer application CT113 grey 7035
- EXTRA bi-component polyurethane enamel application (UV-resistant)
- Final dry thickness 180-200 µm

**“WHY AN EXCELLENT PAINTING IS IMPORTANT”
BECAUSE IT KEEPS THE PRICE OF THE MACHINE ON THE SECOND-HAND MARKET.**



GAMMA FORKLIFT

With a series of hydraulic Forklift for loading and unloading / transporting the products with vertical lifts in duplex or triplex version at different loading capacities depending on the request.

With capacities from 700 up to 2000 kg, the range consists of various models for any need for both the small and professional farmers.

The **OHS** model built with the uprights in pressed steel in direct contact. The profile forks are foldable, it is equipped with a lifting chain, a load hook, safety valve on the lifting and tilting cylinder, support foot, a double-acting central lifting cylinder with loads from 700 to 1800 kg, a nylon pulley with removable protection. A machine suitable for less heavy work but always very strong in structure.

The **OHP** model with C-shaped steel profiles with sliding on hardened rollers, with folding and adjustable profile forks, 2 lifting chains, a safety chain, loading and towing hook, with 2 pulleys in FE360. A machine for loading from 1500 kg to 2000 kg a professional and strong version for daily use and a long life of the machine.

The **OHP GV** version is a machine with "great visibility" having a free central space, equipped with two double-acting lateral cylinders, double BL534 lifting chain, a safety chain, loading and towing hook, 2 support feet, 2 pulleys in FE360. A machine particularly suitable for professional farmers who use the forklift even in small spaces.


La **versione OHT Triplex** version with capacities from 1000 to 1500 kg, is a machine for professionals, with double "C" and double "T" rolled steel uprights with sliding on bearings with contrast side skid, folding and adjustable steel forks, equipped with 4 lifting chains, a safety chain, loading and towing hook, with a 3rd point cylinder, 4 pulleys with bearings, 2 support feet and in the GV version with two double-acting lateral lifting cylinders.

OHT UVA Triplex with load capacity up to 1000 kg, a version created to meet the needs of those who work in narrow vineyards and with awning for working in very low condition, uprights in "C" -shaped rolled steel with sliding on bearings, category II hitch, folding and adjustable forks, pads in anti-wear and self-lubricating arnrite, hydraulic cylinder at the 3rd point, safety valve on the lifting and tilting cylinder.





OHS 7/10



OHS 1 MOVEMENT: LIFT
 OHS 2 MOVEMENTS: LIFT / INCLINATION
 OHS 3 MOVEMENTS: LIFT / INCLINATION / SIDE SHIFT MOVEMENT
 OHS 4 MOVEMENTS: LIFT / INCLINATION / SIDE SHIFT MOVEMENT / LOADING BLOCK

TR: WITHOUT DISTRIBUTOR AND WITH PIPES WITH QUICK COUPLINGS TO BECONNECTED TO THE TRACTOR DISTRIBUTOR

IR: WITH DISTRIBUTOR AND PIPES WITH QUICK COUPLINGS TO BE CONNECTED TO THE TRACTOR OIL INLET

FRS: FOLDING FORKS AND ADJUSTABLE IN WIDTH

***: WITHOUT FORKS AND FORKS HITCHES

MODEL	KG	KG			cm	L. MIN.
OHS 7 180 1TR (1 movement)	165	700	180	45-75	95	50
OHS 7 180 2TR (2 movements)	175	700	180	45-75	95	50
OHS 7 180 3TR (3 movements)	220	700	180	67	110	50
OHS 7 180 2IR (2 movements)	190	700	180	45-75	95	50
OHS 7 180 3IR (3 movements)	230	700	180	67	110	50
OHS 10 210 1TR FRS (1 movement)	246	1000	210	55-85	108	50
OHS 10 210 1TR*** (1 movement)	189	1000	210	55-85	108	50
OHS 10 210 2TR FRS (2 movements)	269	1000	210	55-85	108	50
OHS 10 210 2TR*** (2 movements)	212	1000	210	55-85	108	50
OHS 10 210 3TR (3 movements)	287	1000	210	54-74	108	50
OHS 10 210 4TR (4 movements)	364	1000	210	54-74	108	50
OHS 10 210 1IR FRS (1 movement)	255	1000	210	55-85	108	50
OHS 10 210 1IR*** (1 movement)	198	1000	210	55-85	108	50
OHS 10 210 2IR FRS (2 movements)	270	1000	210	55-85	108	50
OHS 10 210 2IR*** (2 movements)	213	1000	210	55-85	108	50
OHS 10 210 3IR (3 movements)	297	1000	210	54-74	108	50
OHS 10 210 4IR (4 movements)	377	1000	210	54-74	108	50
OHS 10 250 1TR FRS (1 movement)	254	1000	250	55-85	108	50
OHS 10 250 1TR*** (1 movement)	197	1000	250	55-85	108	50
OHS 10 250 2TR FRS (2 movements)	277	1000	250	55-85	108	50
OHS 10 250 2TR*** (2 movements)	220	1000	250	55-85	108	50
OHS 10 250 3TR (3 movements)	295	1000	250	54-74	108	50
OHS 10 250 4TR (4 movements)	372	1000	250	54-74	108	50
OHS 10 250 1IR FRS (1 movement)	263	1000	250	55-85	108	50
OHS 10 250 1IR*** (1 movement)	206	1000	250	55-85	108	50
OHS 10 250 2IR FRS (2 movements)	278	1000	250	55-85	108	50
OHS 10 250 2IR*** (2 movements)	221	1000	250	55-85	108	50
OHS 10 250 3IR (3 movements)	305	1000	250	54-74	108	50
OHS 10 250 4IR (4 movements)	385	1000	250	54-74	108	50




OHS 7/10

FEATURES AND STANDARD EQUIPMENT:	OHS 7 180 1-2-3 TR	OHS 7 180 2-3 IR	OHS 10 210 1-2 TR FRS	OHS 10 210 1-2-3-4 TR	OHS 10 210 1-2 IR FRS	OHS 10 210 1-2-3-4 IR	OHS 10 250 1-2 TR FRS	OHS 10 250 1-2-3-4 TR	OHS 10 250 1-2 IR FRS	OHS 10 250 1-2-3-4 IR
Frame in steel with direct touch	✓	✓	✓	✓	✓	✓	✓	✓	✓	✓
Forks in section	✓	✓	✓	✓	✓	✓	✓	✓	✓	✓
N. 1 Lifting chain type BL 534	✓	✓	✓	✓	✓	✓	✓	✓	✓	✓
Security chain	✓	✓	✓	✓	✓	✓	✓	✓	✓	✓
Loading hook	✓	✓	✓	✓	✓	✓	✓	✓	✓	✓
N. 1 Pulley in "nylon" with dismantling security	✓	✓	✓	✓	✓	✓	✓	✓	✓	✓
Safety valve on the lifting and inclination cylinder (H)	✓	✓	✓	✓	✓	✓	✓	✓	✓	✓
Front foot	✓	✓	✓	✓	✓	✓	✓	✓	✓	✓
Central lifting cylinder double-acting	✓	✓	✓	✓	✓	✓	✓	✓	✓	✓
Fixed forks with adjustable breadth	1-2 mov.	2 mov.	-	-	-	-	-	-	-	-
Flexible forks, sliding coils in special material against usury and self-lubricating (A)	3 mov.	3 mov.	-	3 mov.	-	3 mov.	-	3 mov.	-	3 mov.
Flexible forks with adjustable breadth (B, C)	-	-	✓	1-2 mov.	✓	1-2 mov.	✓	1-2 mov.	✓	1-2 mov.
3° Point linkage CAT. I (E)	✓	✓	-	-	-	-	-	-	-	-
3° Point linkage CAT. I - II (E)	-	-	✓	✓	✓	✓	✓	✓	✓	✓
3 Movements 3° point cylinder (run 150 Ø 50 / run 180 Ø 60) (F)	3 mov.	3 mov.	-	3 mov.	-	3 mov.	-	3 mov.	-	3 mov.
Distributor 2 levels plugged up (G)	-	-	1 mov.	1 mov.	1 mov.	1 mov.	1 mov.	1 mov.	1 mov.	1 mov.
Distributor 3 levels plugged up (G)	-	-	2 mov.	2 mov.	2 mov.	2 mov.	2 mov.	2 mov.	2 mov.	2 mov.
Distributor 4 levels plugged up (G)	-	-	-	3 mov.	-	3 mov.	-	3 mov.	-	3 mov.

OPTIONAL	OHS 7 180 1-2-3 TR	OHS 7 180 2-3 IR	OHS 10 210 1-2 TR FRS	OHS 10 210 1-2-3-4 TR	OHS 10 210 1-2 IR FRS	OHS 10 210 1-2-3-4 IR	OHS 10 250 1-2 TR FRS	OHS 10 250 1-2-3-4 TR	OHS 10 250 1-2 IR FRS	OHS 10 250 1-2-3-4 IR
Surcharge for Electric Switch, with wiring and joystick to be connected to the tractor distributor	-	3 - 4 mov.	-	-	3 - 4 mov.	3 - 4 mov.	-	-	3 - 4 mov.	3 - 4 mov.
Surcharge for electric Switch, to be assembled on the double inclination with wiring and joystick to be connected to the tractor distributor	-	3 - 4 mov.	-	-	3 - 4 mov.	3 - 4 mov.	-	-	3 - 4 mov.	3 - 4 mov.
Switch block for Fendt 206-209V	-	•	-	-	•	•	-	-	•	•
Surcharge for electric distributor set up for 4 movements, with wiring and push button panel	-	•	-	-	•	•	-	-	•	•
Surcharge for electric distributor set up for 4 movements, to be assembled on the double swinging with wiring and push button panel	-	•	-	-	•	•	-	-	•	•
Surcharge for 2 levers cloche distributor	-	•	-	-	•	•	-	-	•	•
Surcharge for higher side shift of 150mm	-	-	-	3-4 mov.	-	3-4 mov.	-	3-4 mov.	-	3-4 mov.
Surcharge loading block "maxi L"	•	•	•	•	•	•	•	•	•	•
Surcharge loading block "maxi XL"	•	•	•	•	•	•	•	•	•	•
Surcharge for folding loading block	•	•	•	•	•	•	•	•	•	•
Pump group (NOT WITH ELECTRIC SWITCH)	-	•	-	-	•	•	-	-	•	•
3° Point linkage CAT. II	•	•	-	-	-	-	-	-	-	-
Surcharge for double swinging for forklifts	-	-	-	3-4 mov.	-	3-4 mov.	-	3-4 mov.	-	3-4 mov.
Surcharge for a pair steel forks	•	•	•	•	•	•	•	•	•	•
Surcharge for a pair of FEM2 forks with plate support	-	-	•	•	•	•	•	•	•	•
Surcharge for a pair of FRS forks	1-2 mov.	1-2 mov.	-	-	-	-	-	-	-	-
Surcharge for round bales (IN PLACE OF FORKS)	-	-	36x1400 42x1400	36x1400 42x1400	36x1400 42x1400	36x1400 42x1400	36x1400 42x1400	36x1400 42x1400	36x1400 42x1400	36x1400 42x1400
Surcharge for accessories connection set up (pipes and quick coupling on the side shift lever)	-	-	•	•	•	•	•	•	•	•



D.



E.



F.



G.




OHS 10 (4M) LOADING BLOCK



H.

OHS 1300



OHS 1 MOVEMENT: LIFT
OHS 2 MOVEMENTS: LIFT / INCLINATION
OHS 3 MOVEMENTS: LIFT / INCLINATION / SIDE SHIFT MOVEMENT
OHS 4 MOVEMENTS: LIFT / INCLINATION / SIDE SHIFT MOVEMENT / LOADING BLOCK

TR: WITHOUT DISTRIBUTOR AND WITH PIPES WITH QUICK COUPLINGS TO BE CONNECTED TO THE TRACTOR DISTRIBUTOR
IR: WITH DISTRIBUTOR AND PIPES WITH QUICK COUPLINGS TO BE CONNECTED TO THE TRACTOR OIL INLET

MODEL	KG	KG			cm	L. MIN.
OHS 1300 180 1TR (1 movement)	260	1300	180	55-75	108	50
OHS 1300 180 2TR (2 movements)	270	1300	180	55-75	108	50
OHS 1300 180 3TR (3 movements)	290	1300	180	55-75	108	50
OHS 1300 180 4TR (4 movements)	367	1300	180	55-75	108	50
OHS 1300 180 2IR (2 movements)	285	1300	180	55-75	108	50
OHS 1300 180 3IR (3 movements)	300	1300	180	55-75	108	50
OHS 1300 180 4IR (4 movements)	380	1300	180	55-75	108	50
OHS 1300 210 1TR (1 movement)	270	1300	210	55-75	108	50
OHS 1300 210 2TR (2 movements)	280	1300	210	55-75	108	50
OHS 1300 210 3TR (3 movements)	300	1300	210	55-75	108	50
OHS 1300 210 4TR (4 movements)	377	1300	210	55-75	108	50
OHS 1300 210 2IR (2 movements)	295	1300	210	55-75	108	50
OHS 1300 210 3IR (3 movements)	310	1300	210	55-75	108	50
OHS 1300 210 4IR (4 movements)	390	1300	210	55-75	108	50
OHS 1300 250 1TR (1 movement)	285	1300	250	55-75	108	50
OHS 1300 250 2TR (2 movements)	295	1300	250	55-75	108	50
OHS 1300 250 3TR (3 movements)	315	1300	250	55-75	108	50
OHS 1300 250 4TR (4 movements)	392	1300	250	55-75	108	50
OHS 1300 250 2IR (2 movements)	310	1300	250	55-75	108	50
OHS 1300 250 3IR (3 movements)	325	1300	250	55-75	108	50
OHS 1300 250 4IR (4 movements)	405	1300	250	55-75	108	50
OHS 1300 280 1TR (1 movement)	310	1300	280	55-75	108	50
OHS 1300 280 2TR (2 movements)	320	1300	280	55-75	108	50
OHS 1300 280 3TR (3 movements)	340	1300	280	55-75	108	50
OHS 1300 280 4TR (4 movements)	417	1300	280	55-75	108	50
OHS 1300 280 2IR (2 movements)	335	1300	280	55-75	108	50
OHS 1300 280 3IR (3 movements)	350	1300	280	55-75	108	50
OHS 1300 280 4IR (4 movements)	430	1300	280	55-75	108	50




OHS 1300

FEATURES AND STANDARD EQUIPMENT:	OHS 1300 180 1-2-3-4 TR	OHS 1300 180 2-3-4 IR	OHS 1300 210 1-2-3-4 TR	OHS 1300 210 2-3-4 IR	OHS 1300 250 1-2-3-4 TR	OHS 1300 250 2-3-4 IR	OHS 1300 280 1-2-3-4 TR	OHS 1300 280 2-3-4 IR
Frame in steel with direct touch	✓	✓	✓	✓	✓	✓	✓	✓
Forks in section, flexible and adjustable (B, C)	✓	✓	✓	✓	✓	✓	✓	✓
N. 2 Lifting chains type BL 534	✓	✓	✓	✓	✓	✓	✓	✓
Security chain	✓	✓	✓	✓	✓	✓	✓	✓
Sliding coils in special material against usury and self-lubricating (A)	✓	✓	✓	✓	✓	✓	✓	✓
3° Point linkage CAT. I (E)	✓	✓	✓	✓	✓	✓	✓	✓
Loading hook	✓	✓	✓	✓	✓	✓	✓	✓
Towing hook (H)	✓	✓	✓	✓	✓	✓	✓	✓
3° Point cylinder (run 180 Ø 60) (F)	✓	✓	✓	✓	✓	✓	✓	✓
Hook on the traslator for final tools	✓	✓	✓	✓	✓	✓	✓	✓
N. 2 Pulleys in FE360 with bearings 6305	✓	✓	✓	✓	✓	✓	✓	✓
Safety valve on lifting cylinder and on inclination cylinder (G)	✓	✓	✓	✓	✓	✓	✓	✓
Central lifting cylinder double-acting	✓	✓	✓	✓	✓	✓	✓	✓
OPTIONAL								
Surcharge for Electric Switch, with wiring and joystick to be connected to the tractor distributor	-	3-4 mov.	-	3-4 mov.	-	3-4 mov.	-	3-4 mov.
Surcharge for electric Switch, to be assembled on the double inclination with wiring and joystick to be connected to the tractor distributor	-	3-4 mov.	-	3-4 mov.	-	3-4 mov.	-	3-4 mov.
Switch block for Fendt 206-209V	-	•	-	•	-	•	-	•
Surcharge for electric distributor setted up for 4 movements , with wiring and push button panel	-	•	-	•	-	•	-	•
Surcharge for electric distributor setted up for 4 movements , to be assembled on the double swinging with wiring and push button panel	-	•	-	•	-	•	-	•
Surcharge for 2 levers cloche distributor	-	•	-	•	-	•	-	•
Surcharge for higher side shift of 150mm	•	•	•	•	•	•	•	•
Surcharge loading block "maxi L"	•	•	•	•	•	•	•	•
Surcharge loading block "maxi XL"	•	•	•	•	•	•	•	•
Surcharge for folding loading block	•	•	•	•	•	•	•	•
Pump group (NOT WITH ELECTRIC SWITCH)	-	•	-	•	-	•	-	•
3° Point linkage CAT. II 13q	•	•	•	•	•	•	•	•
Surcharge for double swinging for forklifts	3-4 mov.	3-4 mov.	3-4 mov.	3-4 mov.	3-4 mov.	3-4 mov.	3-4 mov.	3-4 mov.
Surcharge for a pair steel forks	•	•	•	•	•	•	•	•
Surcharge for a pair of FEM2 forks with plate support	•	•	•	•	•	•	•	•
Surcharge pair of FEM2 folding forks with plate support	•	•	•	•	•	•	•	•
Surcharge for a pair of FRS forks	•	•	•	•	•	•	•	•
Surcharge for round bales (IN PLACE OF FORKS)	36x1400 42x1400	36x1400 42x1400	36x1400 42x1400	36x1400 42x1400	36x1400 42x1400	36x1400 42x1400	36x1400 42x1400	36x1400 42x1400



D.



E.



F.



(4M) LOADING BLOCK



G.




H.

✓

OHS 1500




MODEL	KG	KG			cm	L.MIN.
OHS 1500 320 1TR (1 movement)	350	1500	320	55-75	108	50
OHS 1500 320 2TR (2 movements)	360	1500	320	55-75	108	50
OHS 1500 320 3TR (3 movements)	380	1500	320	55-75	108	50
OHS 1500 320 4TR (4 movements)	457	1500	320	55-75	108	50
OHS 1500 320 2IR (2 movements)	375	1500	320	55-75	108	50
OHS 1500 320 3IR (3 movements)	390	1500	320	55-75	108	50
OHS 1500 320 4IR (4 movements)	470	1500	320	55-75	108	50
OHS 1500 380 1TR (1 movement)	370	1500	380	55-75	108	50
OHS 1500 380 2TR (2 movements)	380	1500	380	55-75	108	50
OHS 1500 380 3TR (3 movements)	400	1500	380	55-75	108	50
OHS 1500 380 4TR (4 movements)	477	1500	380	55-75	108	50
OHS 1500 380 2IR (2 movements)	395	1500	380	55-75	108	50
OHS 1500 380 3IR (3 movements)	410	1500	380	55-75	108	50
OHS 1500 380 4IR (4 movements)	490	1500	380	55-75	108	50



OHS 1500

FEATURES AND STANDARD EQUIPMENT:	OHS 1500 320 1-2-3-4 TR	OHS 1500 320 2-3-4 IR	OHS 1500 380 1-2-3-4 TR	OHS 1500 380 2-3-4 IR
Frame in steel with direct touch	✓	✓	✓	✓
Forks in section, flexible and adjustable (B, C)	✓	✓	✓	✓
N. 2 Lifting chains type BL 534	✓	✓	✓	✓
Security chain	✓	✓	✓	✓
Sliding coils in special material against usury and self-lubricating (A)	✓	✓	✓	✓
3° Point linkage CAT. II (E)	✓	✓	✓	✓
Loading hook	✓	✓	✓	✓
Towing hook (H)	✓	✓	✓	✓
3° Point cylinder (run 180 Ø 60) (F)	✓	✓	✓	✓
Hook on the traslator for final tools	✓	✓	✓	✓
N. 2 Pulleys in FE360 with bearings 6305	✓	✓	✓	✓
Safety valve on lifting cylinder and on inclination cylinder (G)	✓	✓	✓	✓
Front foot	✓	✓	✓	✓
Central lifting cylinder double-acting	✓	✓	✓	✓
OPTIONAL				
Surcharge for Electric Switch, with wiring and joystick to be connected to the tractor distributor	-	• 3 mov. 4 mov.	-	• 3 mov. 4 mov.
Surcharge for electric Switch, to be assembled on the double inclination with wiring and joystick to be connected to the tractor distributor	-	• 3 mov. 4 mov.	-	• 3 mov. 4 mov.
Switch block for Fendt 206-209V	-	•	-	•
Surcharge for electric distributor setted up for 4 movements , with wiring and push button panel	-	•	-	•
Surcharge for electric distributor setted up for 4 movements , to be assembled on the double swinging with wiring and push button panel	-	•	-	•
Surcharge for 2 levers cloche distributor	-	•	-	•
Surcharge for higher side shift of 150mm	•	•	•	•
Surcharge loading block "maxi L"	•	•	•	•
Surcharge loading block "maxi XL"	•	•	•	•
Surcharge for folding loading block	-	•	-	•
Pump group (NOT WITH ELECTRIC SWITCH)	-	•	-	•
Surcharge for double swinging for forklifts	3 mov. 4 mov.	3 mov. 4 mov.	3 mov. 4 mov.	3 mov. 4 mov.
Surcharge for a pair steel forks	•	•	•	•
Surcharge for a pair of FEM2 forks with plate support	•	•	•	•
Surcharge pair of FEM2 folding forks with plate support	•	•	•	•
Surcharge for a pair of FRS forks	•	•	•	•
Surcharge for round bales (IN PLACE OF FORKS)	• 36x1400 42x1400	• 36x1400 42x1400	• 36x1400 42x1400	• 36x1400 42x1400



✓

OHS 1800



OHS 1 MOVEMENT: LIFT
 OHS 2 MOVEMENTS: LIFT / INCLINATION
 OHS 3 MOVEMENTS: LIFT / INCLINATION / SIDE SHIFT MOVEMENT
 OHS 4 MOVEMENTS: LIFT / INCLINATION / SIDE SHIFT MOVEMENT / LOADING BLOCK



TR: WITHOUT DISTRIBUTOR AND WITH PIPES WITH QUICK COUPLINGS TO BE CONNECTED TO THE TRACTOR DISTRIBUTOR
 IR: WITH DISTRIBUTOR AND PIPES WITH QUICK COUPLINGS TO BE CONNECTED TO THE TRACTOR OIL INLET

MODEL	KG	KG			cm	L.MIN.
OHS 1800 250 1TR (1 movement)	340	1800	250	55-75	108	50
OHS 1800 250 2TR (2 movements)	350	1800	250	55-75	108	50
OHS 1800 250 3TR (3 movements)	365	1800	250	55-75	108	50
OHS 1800 250 4TR (4 movements)	402	1800	250	55-75	108	50
OHS 1800 250 2IR (2 movements)	380	1800	250	55-75	108	50
OHS 1800 250 3IR (3 movements)	395	1800	250	55-75	108	50
OHS 1800 250 4IR (4 movements)	415	1800	250	55-75	108	50
OHS 1800 320 1TR (1 movement)	360	1800	320	55-75	108	50
OHS 1800 320 2TR (2 movements)	370	1800	320	55-75	108	50
OHS 1800 320 3TR (3 movements)	390	1800	320	55-75	108	50
OHS 1800 320 4TR (4 movements)	467	1800	320	55-75	108	50
OHS 1800 320 2IR (2 movements)	385	1800	320	55-75	108	50
OHS 1800 320 3IR (3 movements)	400	1800	320	55-75	108	50
OHS 1800 320 4IR (4 movements)	480	1800	320	55-75	108	50
OHS 1800 380 1TR (1 movement)	380	1800	380	55-75	108	50
OHS 1800 380 2TR (2 movements)	390	1800	380	55-75	108	50
OHS 1800 380 3TR (3 movements)	410	1800	380	55-75	108	50
OHS 1800 380 4TR (4 movements)	487	1800	380	55-75	108	50
OHS 1800 380 2IR (2 movements)	405	1800	380	55-75	108	50
OHS 1800 380 3IR (3 movements)	420	1800	380	55-75	108	50
OHS 1800 380 4IR (4 movements)	500	1800	380	55-75	108	50




OHS 1800

FEATURES AND STANDARD EQUIPMENT:	OHS 1800 250 1-2-3-4 TR	OHS 1800 250 2-3-4 IR	OHS 1800 320 1-2-3-4 TR	OHS 1800 320 2-3-4 IR	OHS 1800 380 1-2-3-4 TR	OHS 1800 380 2-3-4 IR
Frame in steel with direct touch	✓	✓	✓	✓	✓	✓
Forks in section, flexible and adjustable (B, C)	✓	✓	✓	✓	✓	✓
N. 2 Lifting chains type BL 534	✓	✓	✓	✓	✓	✓
Security chain	✓	✓	✓	✓	✓	✓
Sliding coils in special material against usury and self-lubricating (A)	✓	✓	✓	✓	✓	✓
3° Point linkage CAT. II (E)	✓	✓	✓	✓	✓	✓
Loading hook	✓	✓	✓	✓	✓	✓
Towing hook (H)	✓	✓	✓	✓	✓	✓
3° Point cylinder (run 180 Ø 60) (F)	✓	✓	✓	✓	✓	✓
Hook on the traslator for final tools	✓	✓	✓	✓	✓	✓
N. 2 Pulleys in FE360 with bearings 6305	✓	✓	✓	✓	✓	✓
Safety valve on lifting cylinder and on inclination cylinder (G)	✓	✓	✓	✓	✓	✓
Central lifting cylinder double-acting	✓	✓	✓	✓	✓	✓
Front foot	✓	✓	✓	✓	✓	✓
OPTIONAL						
Surcharge for Electric Switch, with wiring and joystick to be connected to the tractor distributor	-	3 mov. 4 mov.	-	3 mov. 4 mov.	-	3 mov. 4 mov.
Surcharge for electric Switch, to be assembled on the double inclination with wiring and joystick to be connected to the tractor distributor	-	3 mov. 4 mov.	-	3 mov. 4 mov.	-	3 mov. 4 mov.
Switch block for Fendt 206-209V	-	•	-	•	-	•
Surcharge for electric distributor setted up for 4 movements , with wiring and push button panel	-	•	-	•	-	•
Surcharge for electric distributor setted up for 4 movements , to be assembled on the double swinging with wiring and push button panel	-	•	-	•	-	•
Surcharge for 2 levers cloche distributor	-	•	-	•	-	•
Surcharge loading block "maxi L"	•	•	•	•	•	•
Surcharge loading block "maxi XL"	•	•	•	•	•	•
Surcharge for folding loading block	•	•	•	•	•	•
Pump group (NOT WITH ELECTRIC SWITCH)	-	•	-	•	-	•
Surcharge for double swinging for forklifts	3 mov. 4 mov.	3 mov. 4 mov.	3 mov. 4 mov.	3 mov. 4 mov.	3 mov. 4 mov.	3 mov. 4 mov.
Surcharge for a pair steel forks	•	•	•	•	•	•
Surcharge for a pair of FEM2 forks with plate support	•	•	•	•	•	•
Surcharge pair of FEM2 folding forks with plate support	•	•	•	•	•	•
Surcharge for a pair of FRS forks	•	•	•	•	•	•
Surcharge for round bales (IN PLACE OF FORKS)	36x1400 42x1400	36x1400 42x1400	36x1400 42x1400	36x1400 42x1400	36x1400 42x1400	36x1400 42x1400



D.



E.



F.



(4M) LOADING BLOCK



G.



H.


OHP 1500



OHS 1 MOVEMENT: LIFT
 OHS 2 MOVEMENTS: LIFT / INCLINATION
 OHS 3 MOVEMENTS: LIFT / INCLINATION / SIDE SHIFT MOVEMENT
 OHS 4 MOVEMENTS: LIFT / INCLINATION / SIDE SHIFT MOVEMENT / LOADING BLOCK

TR: WITHOUT DISTRIBUTOR AND WITH PIPES WITH QUICK COUPLINGS TO BE CONNECTED TO THE TRACTOR DISTRIBUTOR
 IR: WITH DISTRIBUTOR AND PIPES WITH QUICK COUPLINGS TO BE CONNECTED TO THE TRACTOR OIL INLET

MODEL	KG	KG			cm	L. MIN.
OHP 1500 250 1TR (1 movement)	311	1500	250	55-75	108	50
OHP 1500 250 2TR (2 movements)	321	1500	250	55-75	108	50
OHP 1500 250 3TR (3 movements)	341	1500	250	55-75	108	50
OHP 1500 250 4TR (4 movements)	416	1500	250	55-75	108	50
OHP 1500 250 2IR (2 movements)	336	1500	250	55-75	108	50
OHP 1500 250 3IR (3 movements)	351	1500	250	55-75	108	50
OHP 1500 250 4IR (4 movements)	429	1500	250	55-75	108	50
OHP 1500 320 1TR (1 movement)	344	1500	320	55-75	108	50
OHP 1500 320 2TR (2 movements)	354	1500	320	55-75	108	50
OHP 1500 320 3TR (3 movements)	374	1500	320	55-75	108	50
OHP 1500 320 4TR (4 movements)	451	1500	320	55-75	108	50
OHP 1500 320 2IR (2 movements)	369	1500	320	55-75	108	50
OHP 1500 320 3IR (3 movements)	384	1500	320	55-75	108	50
OHP 1500 320 4IR (4 movements)	464	1500	320	55-75	108	50
OHP 1500 380 1TR (1 movement)	371	1500	380	55-75	108	50
OHP 1500 380 2TR (2 movements)	371	1500	380	55-75	108	50
OHP 1500 380 3TR (3 movements)	400	1500	380	55-75	108	50
OHP 1500 380 4TR (4 movements)	478	1500	380	55-75	108	50
OHP 1500 380 2IR (2 movements)	396	1500	380	55-75	108	50
OHP 1500 380 3IR (3 movements)	411	1500	380	55-75	108	50
OHP 1500 380 4IR (4 movements)	491	1500	380	55-75	108	50



OHP 1500

FEATURES AND STANDARD EQUIPMENT:	OHP 1500 250 1-2-3-4 TR	OHP 1500 250 2-3-4 IR	OHP 1500 320 1-2-3-4 TR	OHP 1500 320 2-3-4 IR	OHP 1500 380 1-2-3-4 TR	OHP 1500 380 2-3-4 IR
C Frame in laminated steel with sliding on tempered rollers	✓	✓	✓	✓	✓	✓
Forks in section, flexible and adjustable (B, C)	✓	✓	✓	✓	✓	✓
N. 2 Lifting chains type BL 534 (D)	✓	✓	✓	✓	✓	✓
Security chain	✓	✓	✓	✓	✓	✓
Sliding coils in special material against usury and self-lubricating (A)	✓	✓	✓	✓	✓	✓
3° Point linkage CAT. II (F)	✓	✓	✓	✓	✓	✓
Loading hook	✓	✓	✓	✓	✓	✓
Towing hook (I)	✓	✓	✓	✓	✓	✓
3° Point cylinder (run 180 Ø 60) (G)	✓	✓	✓	✓	✓	✓
Hook on the traslator for final tools	✓	✓	✓	✓	✓	✓
N. 2 Pulleys in FE360 with bearings 6305	✓	✓	✓	✓	✓	✓
Safety valve on lifting cylinder and on inclination cylinder (H)	✓	✓	✓	✓	✓	✓
Central lifting cylinder double-acting	✓	✓	✓	✓	✓	✓
Front foot	✓	✓	✓	✓	✓	✓
OPTIONAL						
Surcharge for Electric Switch, with wiring and joystick to be connected to the tractor distributor	-	3 mov. 4 mov.	-	3 mov. 4 mov.	-	3 mov. 4 mov.
Surcharge for electric Switch, to be assembled on the double inclination with wiring and joystick to be connected to the tractor distributor	-	3 mov. 4 mov.	-	3 mov. 4 mov.	-	3 mov. 4 mov.
Switch block for Fendt 206-209V	-	•	-	•	-	•
Surcharge for electric distributor setted up for 4 movements , with wiring and push button panel	-	•	-	•	-	•
Surcharge for electric distributor setted up for 4 movements , to be assembled on the double swinging with wiring and push button panel	-	•	-	•	-	•
Surcharge for 2 levers cloche distributor	-	•	-	•	-	•
Surcharge for higher side shift of 150mm	•	•	•	•	•	•
Surcharge loading block "maxi L"	•	•	•	•	•	•
Surcharge loading block "maxi XL"	•	•	•	•	•	•
Surcharge for folding loading block	•	•	•	•	•	•
Pump group (NOT WITH ELECTRIC SWITCH)	-	•	-	•	-	•
Surcharge for double swinging for forklifts	3 mov. 4 mov.	3 mov. 4 mov.	3 mov. 4 mov.	3 mov. 4 mov.	3 mov. 4 mov.	3 mov. 4 mov.
Surcharge for a pair steel forks	•	•	•	•	•	•
Surcharge for a pair of FEM2 forks with plate support	•	•	•	•	•	•
Surcharge pair of FEM2 folding forks with plate support	•	•	•	•	•	•
Surcharge for a pair of FRS forks	•	•	•	•	•	•
Surcharge for round bales (IN PLACE OF FORKS)	36x1400 42x1400	36x1400 42x1400	36x1400 42x1400	36x1400 42x1400	36x1400 42x1400	36x1400 42x1400



E.



F.



G.



(4M) LOADING BLOCK



H.



I.

✓


OHP 1800



OHS 1 MOVEMENT: LIFT
 OHS 2 MOVEMENTS: LIFT / INCLINATION
 OHS 3 MOVEMENTS: LIFT / INCLINATION / SIDE SHIFT MOVEMENT
 OHS 4 MOVEMENTS: LIFT / INCLINATION / SIDE SHIFT MOVEMENT / LOADING BLOCK

TR: WITHOUT DISTRIBUTOR AND WITH PIPES WITH QUICK COUPLINGS TO BE CONNECTED TO THE TRACTOR DISTRIBUTOR
 IR: WITH DISTRIBUTOR AND PIPES WITH QUICK COUPLINGS TO BE CONNECTED TO THE TRACTOR OIL INLET

MODEL	KG	KG			cm	L MIN.
OHP 1800 250 1TR (1 movement)	325	1800	250	55-75	108	50
OHP 1800 250 2TR (2 movements)	335	1800	250	55-75	108	50
OHP 1800 250 3TR (3 movements)	355	1800	250	55-75	108	50
OHP 1800 250 4TR (4 movements)	424	1800	250	55-75	108	50
OHP 1800 250 2IR (2 movements)	348	1800	250	55-75	108	50
OHP 1800 250 3IR (3 movements)	363	1800	250	55-75	108	50
OHP 1800 250 4IR (4 movements)	442	1800	250	55-75	108	50
OHP 1800 320 1TR (1 movement)	357	1800	320	55-75	108	50
OHP 1800 320 2TR (2 movements)	366	1800	320	55-75	108	50
OHP 1800 320 3TR (3 movements)	386	1800	320	55-75	108	50
OHP 1800 320 4TR (4 movements)	473	1800	320	55-75	108	50
OHP 1800 320 2IR (2 movements)	381	1800	320	55-75	108	50
OHP 1800 320 3IR (3 movements)	396	1800	320	55-75	108	50
OHP 1800 320 4IR (4 movements)	476	1800	320	55-75	108	50
OHP 1800 380 1TR (1 movement)	383	1800	380	55-75	108	50
OHP 1800 380 2TR (2 movements)	395	1800	380	55-75	108	50
OHP 1800 380 3TR (3 movements)	413	1800	380	55-75	108	50
OHP 1800 380 4TR (4 movements)	491	1800	380	55-75	108	50
OHP 1800 380 2IR (2 movements)	407	1800	380	55-75	108	50
OHP 1800 380 3IR (3 movements)	425	1800	380	55-75	108	50
OHP 1800 380 4IR (4 movements)	506	1800	380	55-75	108	50



OHP 1800

FEATURES AND STANDARD EQUIPMENT:	OHP 1800 250 1-2-3-4 TR	OHP 1800 250 2-3-4 IR	OHP 1800 320 1-2-3-4 TR	OHP 1800 320 2-3-4 IR	OHP 1800 380 1-2-3-4 TR	OHP 1800 380 2-3-4 IR
C Frame in laminated steel with sliding on tempered rollers	✓	✓	✓	✓	✓	✓
Forks in section, flexible and adjustable (B, C)	✓	✓	✓	✓	✓	✓
N. 2 Lifting chains type BL 534 (D)	✓	✓	✓	✓	✓	✓
Security chain	✓	✓	✓	✓	✓	✓
Sliding coils in special material against usury and self-lubricating (A)	✓	✓	✓	✓	✓	✓
3° Point linkage CAT. II (F)	✓	✓	✓	✓	✓	✓
Loading hook	✓	✓	✓	✓	✓	✓
Towing hook (I)	✓	✓	✓	✓	✓	✓
3° Point cylinder (run 180 Ø 60) (G)	✓	✓	✓	✓	✓	✓
Hook on the traslator for final tools	✓	✓	✓	✓	✓	✓
N. 2 Pulleys in FE360 with bearings 6305	✓	✓	✓	✓	✓	✓
Safety valve on lifting cylinder and on inclination cylinder (H)	✓	✓	✓	✓	✓	✓
Central lifting cylinder double-acting	✓	✓	✓	✓	✓	✓
Front foot	✓	✓	✓	✓	✓	✓
OPTIONAL						
Surcharge for Electric Switch, with wiring and joystick to be connected to the tractor distributor	-	3 mov. 4 mov.	-	3 mov. 4 mov.	-	3 mov. 4 mov.
Surcharge for electric Switch, to be assembled on the double inclination with wiring and joystick to be connected to the tractor distributor	-	3 mov. 4 mov.	-	3 mov. 4 mov.	-	3 mov. 4 mov.
Switch block for Fendt 206-209V	-	•	-	•	-	•
Surcharge for electric distributor setted up for 4 movements , with wiring and push button panel	-	•	-	•	-	•
Surcharge for electric distributor setted up for 4 movements , to be assembled on the double swinging with wiring and push button panel	-	•	-	•	-	•
Surcharge for 2 levers cloche distributor	-	•	-	•	-	•
Surcharge for higher side shift of 150mm	•	•	•	•	•	•
Surcharge loading block "maxi L"	•	•	•	•	•	•
Surcharge loading block "maxi XL"	•	•	•	•	•	•
Surcharge for folding loading block	•	•	•	•	•	•
Pump group (NOT WITH ELECTRIC SWITCH)	-	•	-	•	-	•
Surcharge for double swinging for forklifts	3 mov. 4 mov.	3 mov. 4 mov.	3 mov. 4 mov.	3 mov. 4 mov.	3 mov. 4 mov.	3 mov. 4 mov.
Surcharge for a pair steel forks	•	•	•	•	•	•
Surcharge for a pair of FEM2 forks with plate support	•	•	•	•	•	•
Surcharge pair of FEM2 folding forks with plate support	•	•	•	•	•	•
Surcharge for a pair of FRS forks	•	•	•	•	•	•
Surcharge for round bales (IN PLACE OF FORKS)	36x1400 42x1400	36x1400 42x1400	36x1400 42x1400	36x1400 42x1400	36x1400 42x1400	36x1400 42x1400



E.



F.



G.



(4M) LOADING BLOCK



H.



I.

✓



OHP 20



OHP 3 MOVEMENTS: LIFT / INCLINATION / SIDE SHIFT MOVEMENT
 OHP 4 MOVEMENTS: LIFT / INCLINATION / SIDE SHIFT MOVEMENT /
 LOADING BLOCK

TR: WITHOUT DISTRIBUTOR AND WITH PIPES WITH QUICK COUPLINGS TO
 BE CONNECTED TO THE TRACTOR DISTRIBUTOR
 IR: WITH DISTRIBUTOR AND PIPES WITH QUICK COUPLINGS TO BE
 CONNECTED TO THE TRACTOR OIL INLET

MODEL	KG	KG				
OHP 20 250 3TR (3 movements)	470	2000	250	55-75	108	50
OHP 20 250 4TR (4 movements)	547	2000	250	55-75	108	50
OHP 20 250 3IR (3 movements)	480	2000	250	55-75	108	50
OHP 20 250 4IR (4 movements)	560	2000	250	55-75	108	50
OHP 20 320 3TR (3 movements)	520	2000	320	55-75	108	50
OHP 20 320 4TR (4 movements)	597	2000	320	55-75	108	50
OHP 20 320 3IR (3 movements)	530	2000	320	55-75	108	50
OHP 20 320 4IR (4 movements)	610	2000	320	55-75	108	50
OHP 20 380 3TR (3 movements)	560	2000	380	55-75	108	50
OHP 20 380 4TR (4 movements)	637	2000	380	55-75	108	50
OHP 20 380 3IR (3 movements)	570	2000	380	55-75	108	50
OHP 20 380 4IR (4 movements)	650	2000	380	55-75	108	50



OHP 20

FEATURES AND STANDARD EQUIPMENT:	OHP 20 250 3-4 TR	OHP 20 250 3-4 IR	OHP 20 320 3-4 TR	OHP 20 320 3-4 IR	OHP 20 380 3-4 TR	OHP 20 380 3-4 IR
Double "T" frame in laminated steel with sliding on bearings with lateral contrast coil	✓	✓	✓	✓	✓	✓
Steel forks, flexible and adjustable (B, C)	✓	✓	✓	✓	✓	✓
N.2 Lifting chains type LL 1266 (D)	✓	✓	✓	✓	✓	✓
Security chain	✓	✓	✓	✓	✓	✓
Sliding coils in special material against usury and self-lubricating (A)	✓	✓	✓	✓	✓	✓
3° Point linkage CAT. II (E)	✓	✓	✓	✓	✓	✓
Loading hook	✓	✓	✓	✓	✓	✓
Towing hook (I)	✓	✓	✓	✓	✓	✓
3° Point cylinder (run 180 Ø 70) (F)	✓	✓	✓	✓	✓	✓
Hook on the traslator for final tools	✓	✓	✓	✓	✓	✓
N. 2 Pulleys in FE360 with bearings 6305	✓	✓	✓	✓	✓	✓
Safety valve on lifting cylinder and on inclination cylinder (H)	✓	✓	✓	✓	✓	✓
Central lifting cylinder double-acting	✓	✓	✓	✓	✓	✓
N. 2 Front feet	-	-	✓	✓	✓	✓
Distributor 4 levels plugged up (3 mov.) (G)	✓	✓	✓	✓	✓	✓
OPTIONAL						
Surcharge for Electric Switch, with wiring and joystick to be connected to the tractor distributor	-	•	-	•	-	•
Surcharge for electric Switch, to be assembled on the double inclination with wiring and joystick to be connected to the tractor distributor	-	•	-	•	-	•
Switch block for Fendt 206-209V	-	•	-	•	-	•
Surcharge for electric distributor setted up for 4 movements , with wiring and push button panel	-	•	-	•	-	•
Surcharge for electric distributor setted up for 4 movements , to be assembled on the double swinging with wiring and push button panel	-	•	-	•	-	•
Surcharge for 2 levers cloche distributor	-	•	-	•	-	•
Surcharge for higher side shift of 150mm	•	•	•	•	•	•
Surcharge loading block "maxi L"	•	•	•	•	•	•
Surcharge loading block "maxi XL"	•	•	•	•	•	•
Surcharge for folding loading block	•	•	•	•	•	•
Pump group (NOT WITH ELECTRIC SWITCH)	-	•	-	•	-	•
Surcharge for double swinging for forklifts	•	•	•	•	•	•
Surcharge for a pair steel forks	•	•	•	•	•	•
Surcharge for a pair of FEM2 forks with plate support	•	•	•	•	•	•
Surcharge pair of FEM2 folding forks with plate support	•	•	•	•	•	•
Surcharge for round bales (IN PLACE OF FORKS)	36x1400 42x1400	36x1400 42x1400	36x1400 42x1400	36x1400 42x1400	36x1400 42x1400	36x1400 42x1400
Surcharge for accessories connection set up (pipes and quick coupling on the side shift lever) (3 movements)	•	•	•	•	•	•



✓

OHP GV 1300



MODEL	KG	KG				
OHP GV 1300 175 4TR (4 movements)	365	1300	175	55-75	110	50
OHP GV 1300 175 4IR (4 movements)	365	1300	175	55-75	110	50
OHP GV 1300 235 4TR (4 movements)	412	1300	235	55-75	110	50
OHP GV 1300 235 4IR (4 movements)	412	1300	235	55-75	110	50
OHP GV 1300 255 4TR (4 movements)	426	1300	255	55-75	110	50
OHP GV 1300 255 4IR (4 movements)	426	1300	255	55-75	110	50



MAXIMUM VISIBILITY FOR THE OPERATOR
 OHP 4 MOVEMENTS: LIFT / INCLINATION / SIDE SHIFT MOVEMENT /
 LOADING BLOCK

- TR: WITHOUT DISTRIBUTOR AND WITH PIPES WITH QUICK COUPLINGS TO BE CONNECTED TO THE TRACTOR DISTRIBUTOR
- IR: WITH DISTRIBUTOR AND PIPES WITH QUICK COUPLINGS TO BE CONNECTED TO THE TRACTOR OIL INLET

OHP GV 1300

FEATURES AND STANDARD EQUIPMENT:	OHP GV 1300 175 4 TR	OHP GV 1300 175 4 IR	OHP GV 1300 235 4 TR	OHP GV 1300 235 4 IR	OHP GV 1300 255 4 TR	OHP GV 1300 255 4 IR
Frame with sliding coils in special material against usury and self lubricating on the hydraulic side shift (G)	✓	✓	✓	✓	✓	✓
Printed steel forks with templated profile, flexible and adjustable	✓	✓	✓	✓	✓	✓
Hydraulic closing of the forks in vertical position for transport	✓	✓	✓	✓	✓	✓
Standard loading block with hooks: special loading block for the first bin, it can be deactivated automatically when loading further bins, speeding the work considerably up. It can block bins of different heights	✓	✓	✓	✓	✓	✓
Standard loading block with hook operable from tractor's distributor (no. 4 levers and 6 quick couplings) (H)	✓	✓	✓	✓	✓	✓
Loading block 1st bin with adjustable and variable height (C)	✓	✓	✓	✓	✓	✓
Hydraulically adjustable loading block for 2nd and 3rd bins at every height	✓	✓	✓	✓	✓	✓
Special bracket predisposition (D)	✓	✓	✓	✓	✓	✓
Inclination cylinder (A)	✓	✓	✓	✓	✓	✓
Hydraulic side shift (B)	✓	✓	✓	✓	✓	✓
CAT. I, pivot diameter for 3rd point linkage CAT. II	✓	✓	✓	✓	✓	✓
Radial bearings on the frame and on the truck (I)	✓	✓	✓	✓	✓	✓
OPTIONAL						
Surcharge for Electric Switch, with wiring and joystick to be connected to the tractor distributor	-	•	-	•	-	•
Switch block for Fendt 206-209V	-	•	-	•	-	•
Surcharge for electric distributor set up for 4 movements , with wiring and push button panel (F)	-	•	-	•	-	•
Surcharge for 2 levers cloche distributor (E)	-	•	-	•	-	•
Loading block	•	•	•	•	•	•
Blocking system for 1st and 2nd bins height = 58 cm	•	•	•	•	•	•
Pump group (NOT WITH ELECTRIC SWITCH)	-	•	-	•	-	•
Truck for movement (G)	•	•	•	•	•	•



✓


OHP GV 15



OHP 1 MOVEMENT: LIFT
 OHP 2 MOVEMENTS: LIFT / INCLINATION
 OHP 3 MOVEMENTS: LIFT / INCLINATION / SIDE SHIFT MOVEMENT
 OHP 4 MOVEMENTS: LIFT / INCLINATION / SIDE SHIFT MOVEMENT / LOADING BLOCK


TR: WITHOUT DISTRIBUTOR AND WITH PIPES WITH QUICK COUPLINGS TO BE CONNECTED TO THE TRACTOR DISTRIBUTOR
 IR: WITH DISTRIBUTOR AND PIPES WITH QUICK COUPLINGS TO BE CONNECTED TO THE TRACTOR OIL INLET

MODEL	KG	KG				
OHP GV 15 250 1TR (1 movement)	300	1500	250	55-75	108	50
OHP GV 15 250 2TR (2 movements)	310	1500	250	55-75	108	50
OHP GV 15 250 3TR (3 movements)	330	1500	250	55-75	108	50
OHP GV 15 250 4TR (4 movements)	407	1500	250	55-75	108	50
OHP GV 15 250 2IR (2 movements)	325	1500	250	55-75	108	50
OHP GV 15 250 3IR (3 movements)	340	1500	250	55-75	108	50
OHP GV 15 250 4IR (4 movements)	420	1500	250	55-75	108	50
OHP GV 15 320 1TR (1 movement)	371	1500	320	55-75	108	50
OHP GV 15 320 2TR (2 movements)	381	1500	320	55-75	108	50
OHP GV 15 320 3TR (3 movements)	400	1500	320	55-75	108	50
OHP GV 15 320 4TR (4movements)	478	1500	320	55-75	108	50
OHP GV 15 320 2IR (2 movements)	396	1500	320	55-75	108	50
OHP GV 15 320 3IR (3 movements)	411	1500	320	55-75	108	50
OHP GV 15 320 4IR (4 movements)	491	1500	320	55-75	108	50



OHP GV 15


FEATURES AND STANDARD EQUIPMENT:	OHP GV 15 250 1-2-3-4 TR	OHP GV 15 250 2-3-4 IR	OHP GV 15 320 1-2-3-4 TR	OHP GV 15 320 2-3-4 IR
"C" Frame in laminated steel with sliding on tempered rollers	✓	✓	✓	✓
Forks in section, flexible and adjustable (B, C)	✓	✓	✓	✓
N. 2 Lifting chains type BL 534 (D)	✓	✓	✓	✓
Security chain	✓	✓	✓	✓
Sliding coils in special material against usury and self-lubricating (A)	✓	✓	✓	✓
3° Point linkage CAT. II (F)	✓	✓	✓	✓
Loading hook	✓	✓	✓	✓
Towing hook (I)	✓	✓	✓	✓
3° Point cylinder (run 180 Ø 60) (G)	✓	✓	✓	✓
Hook on the traslator for final tools	✓	✓	✓	✓
Safety valve on lifting cylinder and on inclination cylinder (H)	✓	✓	✓	✓
N. 2 Lateral lifting cylinders double-acting	✓	✓	✓	✓
N. 2 Front feet	-	-	✓	✓
N. 2 Pulley in FE360 with bearings 6305	✓	✓	✓	✓
Distributor 3 levels plugged up (E)	✓ 2 mov.	✓ 2 mov.	✓ 2 mov.	✓ 2 mov.
Distributor 4 levels plugged up (E)	✓ 3 mov.	✓ 3 mov.	✓ 3 mov.	✓ 3 mov.
OPTIONAL				
Surcharge for Electric Switch, with wiring and joystick to be connected to the tractor distributor	-	3 mov. 4 mov.	-	3 mov. 4 mov.
Surcharge for electric Switch, to be assembled on the double inclination with wiring and joystick to be connected to the tractor distributor	-	3 mov. 4 mov.	-	3 mov. 4 mov.
Switch block for Fendt 206-209V	-	•	-	•
Surcharge for electric distributor setted up for 4 movements , with wiring and push button panel	-	•	-	•
Surcharge for electric distributor setted up for 4 movements , to be assembled on the double swinging with wiring and push button panel	-	•	-	•
Surcharge for 2 levers cloche distributor	-	•	-	•
Surcharge for higher side shift of 150mm	•	•	•	•
Surcharge loading block "maxi L"	•	•	•	•
Surcharge loading block "maxi XL"	•	•	•	•
Surcharge for folding loading block	•	•	•	•
Pump group (NOT WITH ELECTRIC SWITCH)	-	•	-	•
Surcharge for double swinging for forklifts	3 mov. 4 mov.	3 mov. 4 mov.	3 mov. 4 mov.	3 mov. 4 mov.
Surcharge for a pair steel forks	•	•	•	•
Surcharge for a pair of FEM2 forks with plate support	•	•	•	•
Surcharge pair of FEM2 folding forks with plate support	•	•	•	•
Surcharge for a pair of FRS forks	•	•	•	•
Surcharge for round bales (IN PLACE OF FORKS)	36x1400 / 42x1400	36x1400 / 42x1400	36x1400 / 42x1400	36x1400 / 42x1400
Surcharge for accessories connection set up (pipes and quick coupling on the side shift lever)	2-3 mov. 4 mov.	2-3 mov. 4 mov.	2-3 mov. 4 mov.	2-3 mov. 4 mov.



E.



F.



G.



(4M) LOADING BLOCK



H.



I.

✓


OHP GV 20



MODEL	KG	KG				
OHP GV 20 250 3TR (3 movements)	500	2000	250	55-75	108	50
OHP GV 20 250 4TR (4 movements)	577	2000	250	55-75	108	50
OHP GV 20 250 3IR (3 movements)	510	2000	250	55-75	108	50
OHP GV 20 250 4IR (4 movements)	590	2000	250	55-75	108	50
OHP GV 20 320 3TR (3 movements)	550	2000	320	55-75	108	50
OHP GV 20 320 4TR (4 movements)	627	2000	320	55-75	108	50
OHP GV 20 320 3IR (3 movements)	560	2000	320	55-75	108	50
OHP GV 20 320 4IR (4 movements)	640	2000	320	55-75	108	50
OHP GV 20 380 3TR (3 movements)	590	2000	380	55-75	108	50
OHP GV 20 380 4TR (4 movements)	667	2000	380	55-75	108	50
OHP GV 20 380 3IR (3 movements)	600	2000	380	55-75	108	50
OHP GV 20 380 4IR (4 movements)	680	2000	380	55-75	108	50


OHP 3 MOVEMENTS: LIFT / INCLINATION / SIDE SHIFT MOVEMENT
 OHP 4 MOVEMENTS: LIFT / INCLINATION / SIDE SHIFT MOVEMENT /
 LOADING BLOCK

TR: WITHOUT DISTRIBUTOR AND WITH PIPES WITH QUICK COUPLINGS TO
 BE CONNECTED TO THE TRACTOR DISTRIBUTOR
 IR: WITH DISTRIBUTOR AND PIPES WITH QUICK COUPLINGS TO BE
 CONNECTED TO THE TRACTOR OIL INLET



OHP GV 20

FEATURES AND STANDARD EQUIPMENT:	OHP GV 20 250 3-4 TR	OHP GV 20 250 3-4 IR	OHP GV 20 320 3-4 TR	OHP GV 20 320 3-4 IR	OHP GV 20 380 3-4 TR	OHP GV 20 380 3-4 IR
Double "T" frame in laminated steel with sliding on bearings with lateral contrast coil	✓	✓	✓	✓	✓	✓
Steel forks, flexible and adjustable (B, C)	✓	✓	✓	✓	✓	✓
N. 2 Lifting chains type LL 1266 (D)	✓	✓	✓	✓	✓	✓
Security chain	✓	✓	✓	✓	✓	✓
Sliding coils in special material against usury and self-lubricating (A)	✓	✓	✓	✓	✓	✓
3° Point linkage CAT. II (F)	✓	✓	✓	✓	✓	✓
Loading hook (I)	✓	✓	✓	✓	✓	✓
3° Point cylinder (run 180 Ø 70) (G)	✓	✓	✓	✓	✓	✓
Hook on the traslator for final tools	✓	✓	✓	✓	✓	✓
N. 2 Pulleys in FE360 with bearings 6305	✓	✓	✓	✓	✓	✓
Safety valve on lifting cylinder and on inclination cylinder (H)	✓	✓	✓	✓	✓	✓
N. 2 Lateral lifting cylinders double-acting	✓	✓	✓	✓	✓	✓
N. 2 Front feet	-	-	✓	✓	✓	✓
Distributor 4 levels plugged up (E)	✓ 3 mov.	✓ 3 mov.	✓ 3 mov.	✓ 3 mov.	✓ 3 mov.	✓ 3 mov.
OPTIONAL						
Surcharge for Electric Switch, with wiring and joystick to be connected to the tractor distributor	-	•	-	•	-	•
Surcharge for electric Switch, to be assembled on the double inclination with wiring and joystick to be connected to the tractor distributor	-	•	-	•	-	•
Switch block for Fendt 206-209V	-	•	-	•	-	•
Surcharge for electric distributor set up for 4 movements , with wiring and push button panel	-	•	-	•	-	•
Surcharge for electric distributor set up for 4 movements , to be assembled on the double swinging with wiring and push button panel	-	•	-	•	-	•
Surcharge for 2 levers cloche distributor	-	•	-	•	-	•
Surcharge for higher side shift of 150mm	•	•	•	•	•	•
Surcharge loading block "maxi L"	•	•	•	•	•	•
Surcharge loading block "maxi XL"	•	•	•	•	•	•
Surcharge for folding loading block	•	•	•	•	•	•
Pump group (NOT WITH ELECTRIC SWITCH)	-	•	-	•	-	•
Surcharge for double swinging for forklifts	•	•	•	•	•	•
Surcharge for a pair steel forks	•	•	•	•	•	•
Surcharge for a pair of FEM2 forks with plate support	•	•	•	•	•	•
Surcharge pair of FEM2 folding forks with plate support	•	•	•	•	•	•
Surcharge for round bales (IN PLACE OF FORKS)	36x1400 / 42x1400	36x1400 / 42x1400	36x1400 / 42x1400	36x1400 / 42x1400	36x1400 / 42x1400	36x1400 / 42x1400
Surcharge for accessories connection set up (pipes and quick coupling on the side shift lever)	3 mov.	3 mov.	3 mov.	3 mov.	3 mov.	3 mov.



✓

OHT UVA *TRIPLEX*

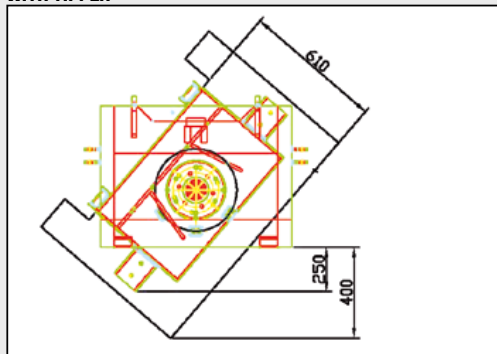


OHT 3 MOVEMENTS: LIFT / INCLINATION / SIDE SHIFT MOVEMENT
 OHT 4 MOVEMENTS: LIFT / INCLINATION / SIDE SHIFT MOVEMENT /
 LOADING BLOCK

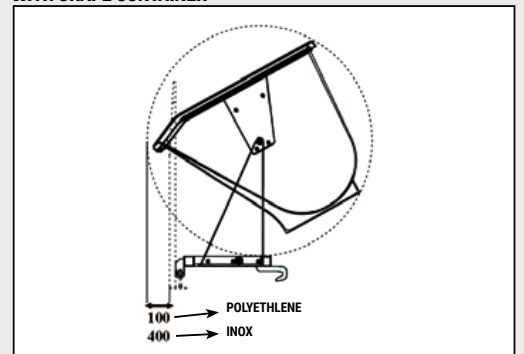


MODEL	KG	KG				
OHT UVA 10 230 3TR (3 movements)	355	1000	230	55-75	108	50
OHT UVA 10 230 4TR (4 movements)	430	1000	230	55-75	108	50
OHT UVA 10 230 3IR (3 movements)	375	1000	230	55-75	108	50
OHT UVA 10 230 4IR (4 movements)	445	1000	230	55-75	108	50

WITH TIPPER



WITH GRAPE CONTAINER



A.



B.



C.



D.

- TR: WITHOUT DISTRIBUTOR AND WITH PIPES WITH QUICK COUPLINGS TO BE CONNECTED TO THE TRACTOR DISTRIBUTOR
- IR: WITH DISTRIBUTOR AND PIPES WITH QUICK COUPLINGS TO BE CONNECTED TO THE TRACTOR OIL INLET

OHT UVA *TRIPLEX*

FEATURES AND STANDARD EQUIPMENT:	OHT UVA 10 230 3-4 TR	OHT UVA 10 230 3-4 IR
Double "C" and double "T" frame in laminated steel with sliding on (A)	✓	✓
Forks in section, flexible and adjustable (B, C)	✓	✓
Security chain	✓	✓
Sliding coils in special material against usury and self-lubricating (D)	✓	✓
A3° Point linkage CAT. II (pin Ø 28mm) (E)	✓	✓
Loading hook (H)	✓	✓
3° Point cylinder (run 145 Ø 60) (F)	✓	✓
Hook on the traslator for final tools	✓	✓
N. 4 Pulleys in iron	✓	✓
N. 2 Pulleys in nylon	✓	✓
Safety valve on lifting cylinder and on inclination cylinder (G)	✓	✓
Front foot	✓	✓
N. 1 Lateral lifting cylinder	✓	✓
OPTIONAL		
Switch block for Fendt 206-209V	-	•
Surcharge for higher side shift of 150mm	•	•
Surcharge loading block "maxi L"	•	•
Surcharge loading block "maxi XL"	•	•
Surcharge for folding loading block	•	•
Pump group (NOT WITH ELECTRIC SWITCH)	-	•
Surcharge for double swinging for forklifts	•	•
Surcharge for a pair steel forks	•	•
Surcharge for a pair of FEM2 forks with plate support	•	•
Surcharge pair of FEM2 folding forks with plate support	•	•
Surcharge for round bales (IN PLACE OF FORKS)	• 36x1400 42x1400	• 36x1400 42x1400



E.



F.



(4M) LOADING BLOCK



H.



G.


OHT 15 | GV 15 *TRIPLEX*



OHT 3 MOVEMENTS: LIFT / INCLINATION / SIDE SHIFT MOVEMENT
 OHT 4 MOVEMENTS: LIFT / INCLINATION / SIDE SHIFT MOVEMENT /
 LOADING BLOCK

- TR: WITHOUT DISTRIBUTOR AND WITH PIPES WITH QUICK COUPLINGS TO BE CONNECTED TO THE TRACTOR DISTRIBUTOR
- IR: WITH DISTRIBUTOR AND PIPES WITH QUICK COUPLINGS TO BE CONNECTED TO THE TRACTOR OIL INLET

MODEL	KG	KG				
OHT 15 250 3TR (3 movements)	415	1500	250	55-75	108	50
OHT 15 250 4TR (4 movements)	492	1500	250	55-75	108	50
OHT 15 250 3IR (3 movements)	435	1500	250	55-75	108	50
OHT 15 250 4IR (4 movements)	505	1500	250	55-75	108	50
OHT GV 15 250 3TR (3 movements)	415	1500	250	55-75	108	50
OHT GV 15 250 4TR (4 movements)	497	1500	250	55-75	108	50
OHT GV 15 250 3IR (3 movements)	435	1500	250	55-75	108	50
OHT GV 15 250 4IR (4 movements)	510	1500	250	55-75	108	50
OHT 15 320 3TR (3 movements)	490	1500	320	55-75	108	50
OHT 15 320 4TR (4 movements)	567	1500	320	55-75	108	50
OHT 15 320 3IR (3 movements)	500	1500	320	55-75	108	50
OHT 15 320 4IR (4 movements)	580	1500	320	55-75	108	50
OHT 15 380 3TR (3 movements)	550	1500	380	55-75	108	50
OHT 15 380 4TR (4 movements)	627	1500	380	55-75	108	50
OHT 15 380 3IR (3 movements)	560	1500	380	55-75	108	50
OHT 15 380 4IR (4 movements)	640	1500	380	55-75	108	50
OHT 15 450 3TR (3 movements)	620	1500	450	55-75	108	50
OHT 15 450 4TR (4 movements)	697	1500	450	55-75	108	50
OHT 15 450 3IR (3 movements)	630	1500	450	55-75	108	50
OHT 15 450 4IR (4 movements)	710	1500	450	55-75	108	50



OHT 15 | GV 15

TRIPLEX

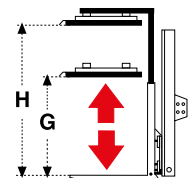
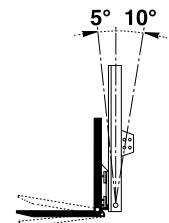
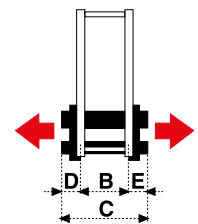
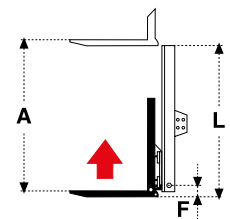
FEATURES AND STANDARD EQUIPMENT:	OHT 15 250 3-4 TR	OHT 15 250 3-4 IR	OHT GV 15 250 3-4 TR	OHT GV 15 250 3-4 IR	OHT 15 320 3-4 TR	OHT 15 320 3-4 IR	OHT 15 380 3-4 TR	OHT 15 380 3-4 IR	OHT 15 450 3-4 TR	OHT 15 450 3-4 IR
Double "C" and double "T" frame in laminated steel with sliding on bearings with lateral contrast coil	✓	✓	✓	✓	✓	✓	✓	✓	✓	✓
Forks in section, flexible and adjustable (B, C)	✓	✓	✓	✓	✓	✓	✓	✓	✓	✓
N. 2 Lifting chains type LL 1266 (D)	✓	✓	✓	✓	✓	✓	✓	✓	✓	✓
N. 2 Lifting chains type BL 534 (D)	✓	✓	✓	✓	✓	✓	✓	✓	✓	✓
Security chain	✓	✓	✓	✓	✓	✓	✓	✓	✓	✓
Sliding coils in special material against usury and self-lubricating (A)	✓	✓	✓	✓	✓	✓	✓	✓	✓	✓
3° Point linkage CAT. II (F)	✓	✓	✓	✓	✓	✓	✓	✓	✓	✓
Loading hook	✓	✓	✓	✓	✓	✓	✓	✓	✓	✓
Towing hook (I)	✓	✓	✓	✓	✓	✓	✓	✓	✓	✓
3° Point cylinder (run 145 Ø 60) (G)	✓	✓	✓	✓	-	-	-	-	-	-
3° Point cylinder (run 180 Ø 60) (G)	-	-	-	-	✓	✓	✓	✓	✓	✓
Hook on the traslator for final tools	✓	✓	✓	✓	✓	✓	✓	✓	✓	✓
N. 2 Pulleys in S2355R with bearings 6305	✓	✓	✓	✓	✓	✓	✓	✓	✓	✓
N. 2 Pulleys in S2355R with bearings 62302 - 2 RS	✓	✓	✓	✓	✓	✓	✓	✓	✓	✓
Safety valve on lifting cylinder and on inclination cylinder (H)	✓	✓	✓	✓	✓	✓	✓	✓	✓	✓
N. 2 Front feet	-	-	-	-	✓	✓	✓	✓	✓	✓
N. 2 Lateral lifting cylinders doubling	-	-	✓	✓	-	-	-	-	-	-
Distributor 4 levels plugged up	3 mov.	3 mov.	3 mov.	3 mov.	3 mov.	3 mov.	3 mov.	3 mov.	3 mov.	3 mov.
OPTIONAL										
Surcharge for Electric Switch, with wiring and joystick to be connected to the tractor distributor	-	•	-	•	-	•	-	•	-	•
Surcharge for electric Switch, to be assembled on the double inclination with wiring and joystick to be connected to the tractor distributor	-	•	-	•	-	•	-	•	-	•
Switch block for Fendt 206-209V	-	•	-	•	-	•	-	•	-	•
Surcharge for electric distributor setted up for 4 movements, with wiring and push button panel	-	•	-	•	-	•	-	•	-	•
Surcharge for electric distributor setted up for 4 movements, to be assembled on the double swinging with wiring and push button panel	-	•	-	•	-	•	-	•	-	•
Surcharge for 2 levers cloche distributor (E)	-	•	-	•	-	•	-	•	-	•
Surcharge for higher side shift of 150mm	-	•	-	•	-	•	-	•	-	•
Surcharge loading block "maxi L"	•	•	•	•	•	•	•	•	•	•
Surcharge loading block "maxi XL"	•	•	•	•	•	•	•	•	•	•
Surcharge for folding loading block	•	•	•	•	•	•	•	•	•	•
Pump group (NOT WITH ELECTRIC SWITCH)	-	•	-	•	-	•	-	•	-	•
Surcharge for double swinging for forklifts	•	•	•	•	•	•	•	•	•	•
Surcharge for a pair steel forks	•	•	•	•	•	•	•	•	•	•
Surcharge for a pair of FEM2 forks with plate support	•	•	•	•	•	•	•	•	•	•
Surcharge pair of FEM2 folding forks with plate support	•	•	•	•	•	•	•	•	•	•
Surcharge for a pair of FRS forks	•	•	•	•	•	•	•	•	•	•
Surcharge for round bales (IN PLACE OF FORKS)	36x1400 42x1400	36x1400 42x1400	36x1400 42x1400	36x1400 42x1400	36x1400 42x1400	36x1400 42x1400	36x1400 42x1400	36x1400 42x1400	36x1400 42x1400	36x1400 42x1400
Surcharge for round bales (IN PLACE OF FORKS)	3 mov.	3 mov.	3 mov.	3 mov.	3 mov.	3 mov.	3 mov.	3 mov.	3 mov.	3 mov.

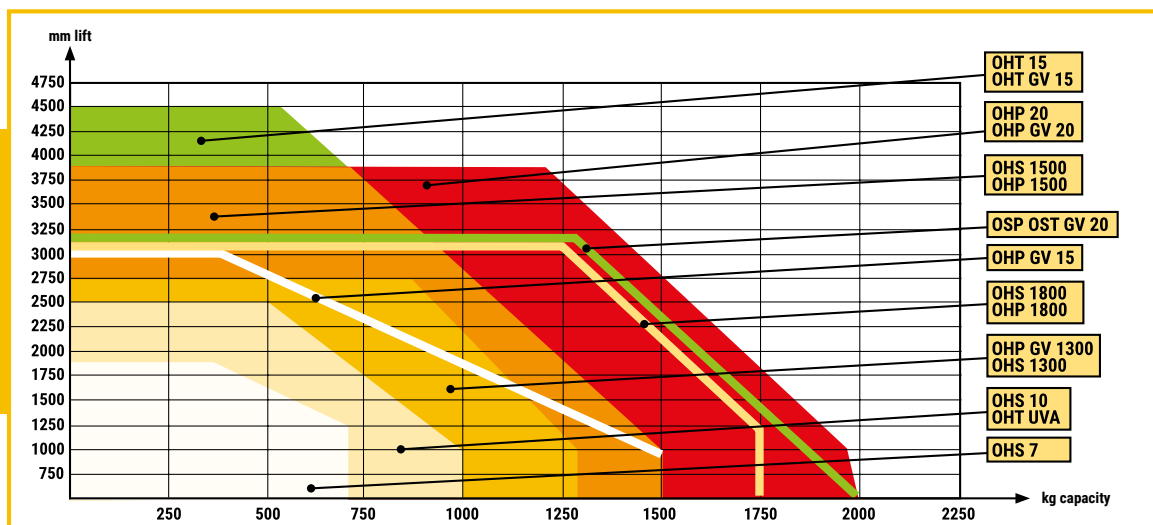


✓

TECHNICAL DATA




MODEL		KG	A	B	C	D+E	F	MIN. G	MAX H	L	KG
OHS	7-180	700	1800	500	750	90+90	350	1030	1910	1500	230
OHS	10-210	1000	2100	600	850	125+125	312	1030	1910	1652	300
OHS	10-250	1000	2500	600	850	125+125	312	1030	1910	1917	320
OHS	1300-180	1300	1800	700	850	100+100	310	1330	2430	1750	405
OHS	1300-210	1300	2100	700	850	100+100	310	1330	2430	1900	415
OHS	1300-250	1300	2500	700	850	100+100	330	1330	2430	2100	410
OHS	1300-280	1300	2800	700	850	100+100	330	1330	2430	2250	425
OHS	1500-320	1500	3200	700	850	100+100	330	1330	2430	2450	465
OHS	1500-380	1500	3800	700	850	100+100	330	1330	2430	2750	485
OHS	1800-250	1800	2500	700	850	100+100	330	1330	2430	2100	415
OHS	1800-320	1800	3200	700	850	100+100	330	1330	2430	2450	480
OHS	1800-380	1800	3800	700	850	100+100	330	1300	2430	2750	505
OHP	1500-250	1500	2500	700	850	100+100	330	1330	2430	2100	410
OHP	1500-320	1500	3200	700	850	100+100	330	1330	2430	2450	470
OHP	1500-380	1500	3800	700	850	100+100	330	1330	2430	2750	491
OHP	1800-250	1800	2500	700	850	100+100	330	1330	2430	2100	428
OHP	1800-320	1800	3200	700	850	100+100	330	1330	2430	2400	473
OHP	1800-380	1800	3800	700	850	100+100	330	1330	2430	2750	497
OHP	20-250	2000	2500	750	850	100+100	350	1330	2430	1970	560
OHP	20-320	2000	3200	750	850	100+100	350	1330	2430	2320	610
OHP	20-380	2000	3800	750	850	100+100	350	1330	2430	2620	650
OHP GV	1300-175	1300	1750	720	850	100+100	230	1290	2160	1595	365
OHP GV	1300-235	1300	2350	720	850	100+100	230	1290	2160	1895	412
OHP GV	1300-255	1300	2500	720	850	100+100	230	1290	2160	1970	426
OHP GV	15-250	1500	2500	700	850	100+100	350	1330	2430	1970	449
OHP GV	15-320	1500	3200	700	850	100+100	350	1330	2430	2320	484
OHP GV	20-250	2000	2500	750	850	100+100	350	1330	2430	2030	590
OHP GV	20-320	2000	3200	750	850	100+100	350	1330	2430	2380	640
OHP GV	20-380	2000	3800	750	850	100+100	350	1330	2430	2680	680
OHT UVA	10-230	1000	2300	700	850	100+100	300	1030	1910	1385	374
OHT	15-250	1500	2500	700	850	100+100	300	1030	1910	1470	500
OHT	15-320	1500	3200	750	850	100+100	300	1330	2430	1860	580
OHT	15-380	1500	3800	750	850	100+100	300	1330	2430	2050	640
OHT	15-450	1500	4500	750	850	100+100	300	1330	2430	2300	710
OHT GV	15-250	1500	2500	700	850	100+100	300	1030	1910	1470	450
TIGHTEN LOAD MAXI L (NO SU OHP GV 1300)								1145	2815		
TIGHTEN LOAD MAXI XL (ON DEMAND) (NO SU OHP GV 1300)								1279	2997		

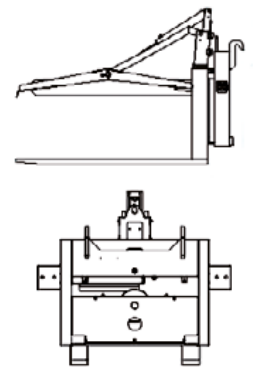




✓

TIPPERS


ORS	160	160/15	160/15 "SI"
TECHNICAL SPECIFICATIONS			
A cm	137	135	135
B cm	74	68	100
C cm	102	102	98
 KG	190	210	282
 KG	750	1500	1500
	180°	180°	180°
STANDARD EQUIPMENT			
Folding forks	✓	-	-
Fix forks	-	✓	✓
Plate for addit. 4th fork	✓	✓	-
Adjustable hydraulic loading block	-	-	✓
OPTIONAL			
3rd Side fork	•	•	•
4th Upper fork	•	•	-
Surcharge for folding forks	-	•	•



All the tippers of the Orsi range can be equipped with a third side fork and are all available with FEM2 or FEM3 coupling. Furthermore, all the models can be supplied with a fourth upper fork, with manual adjustment.

SPECIFY IF IT IS FOR FEM2, FEM3, FRS OR STANDARD ATTACH. (NOT FOR OHS 7, OHS 10 - 1 AND 2 MOVEMENTS)


ORS 160



ORS 160/15



ORS 160/15 "SI"






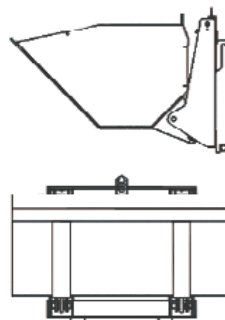
BUCKETS



The Orsi buckets can be fitted to all types of elevators, telescopic and front loaders, deal for moving sand, gravel, earth, cereals and loose products. The complete range is available in three different models. The buckets can be equipped with FEM2 and FEM3.


(SPECIFY IF IT IS FOR FEM2, FEM3 OR STANDARD ATTACH.)
(NOT FOR OHS 7, OHS 10 - 1 AND 2 MOVEMENTS)

OBC	150	180	200
TECHNICAL SPECIFICATIONS			
A cm	136,5	147	147
B cm	82,5	82,5	82,5
C cm	151	181	201
 KG	251	286	321
 KG	620	1000	1100
	45°	45°	45°



GRAPE BOX

All Orsi grape boxes are equipped with frontal hydraulic tipper frame, high capacity, automatically quick uncoupling and additional support frame for rotation. GRAPE BOX These boxes can be made of polyethylene or inox.

GRAPE BOX	OF POLYETHYLENE WITH UNLOADING FRAME	INOX
TECHNICAL SPECIFICATIONS		
 KG	100 Kg	80 Kg
Capacity	750 lt	920 lt
Tipper mast for grape box with quick unfasten* (80 kg)	-	* ONLY FOR OHS 10-3 / OHS 13-15 / OHP 15-20 / OHP GV 15-20 / OHT 10-15



CAPACITY: LT. 750
WEIGHT: 100 KG

POLYETHYLENE GRAPE CONTAINER
WITH UNLOADING FRAME (NOT FOR OHS 7)



CAPACITY: LT. 920
WEIGHT: 80 KG

GRAPE BOX INOX
(NOT FOR OHS 7, OHS 10 1 AND 2 MOVEMENTS)



✓



OPTIONAL




BLOCKING SYSTEM
FOR 1ST AND 2ND BINS
HEIGHT = 58 CM
ONLY FOR
OHP GV 1300




ROUND BALES FORKS
NO MOD. OHS 7, OHP GV 1300



INDUSTRIAL FEM2 FORKS
NO MOD. OHS 7, OHP GV 1300



STEEL FORKS
NO MOD. OHS 7, OHP GV 1300



ACCESSORIES CONNECTION SET-UP
(DISTRIBUTOR WITH PIPES AND QUICK COUPLING)
NO MOD. OHP GV 1300



LOADING BLOCK
ONLY FOR
OHP GV 1300




ELECTRIC DISTRIBUTOR WITH PUSH-BUTTON PANEL

REST HYDRAULIC POSITIONING FORKS
NO OHS 1300-1500-1800 | NO OHP 1500-1800 | NO OHP GV 1300



DOUBLE SWINGING
FOR 3/4
MOVEMENTS
FORK LIFTS



PUMP GROUP
ONLY FOR IR FORK LIFT



FOLDING FORKS
NO MOD. OPH GV 1300



ELECTRIC SWITCH




2 LEVERS CLOCHE DISTRIBUTOR



3° POINT LINKAGE
CAT. II 7Q-13Q
NO MOD. OPH GV 1300

SURCHARGE LOADING BLOCK "MAXI"
NO OHP GV 1300

SURCHARGE FOR ADJUSTABLE LOADING BLOCK
NO OHP GV 1300




LOADING BLOCK
NO MOD. OHP GV 1300

WHY ORSI?

ORSI offers a wide range of products, technical support, and with a dealer structure located all over the world, highly specialized and technically trained at the Factory. Choosing an ORSI machine means buying a Made in Italy quality product supported by qualified after-sales service. When you need spare parts or technical support, ORSI will always be by your side supporting you throughout the life of your machine. A professional farmer always tries to get one of our products, because choosing the best means choosing ORSI.

- Over 40 years of history, made up of experience in shredding and rewarded with recognized success by end users and professionals around the world.
- The ability to customize machines in order to satisfy individual needs and peculiarities from the different territories.
- A team of professionals at your service with technical support available to our dealers to quickly solve any problems.
- Custom tests for each machine before being delivered to the customer.
- A stock of original spare parts always available at dealers place, or at our warehouse in Italy that can be delivered with the best domestic or international couriers.
- The ability to consult all products online thanks to the website always updated with all the information necessary for the prospective purchaser or for if you need after-sales support.





EXCAVATOR CUTTING HEADS

Special Mulcher cutting heads suitable for excavators or skid-steer units, using the hydraulic system of these machines for powering the rotor, Orsi offers a complete range for all needs. You can choose between different models, by power and weight of the machine, type of field and desired result: choose between mulcher for excavators, s for mini excavator, shredder for skid steer loaders, stump grinders for excavators, forestry rotors as well as special applications such as hedge bars or disc bars.



FLAIL MULCHERS

ORSI, with a range of Mulchers suitable for all the different types of work, from dedicated gardening machines to professional machines intended for work after pruning.

Suitable for tractors from 20 up to 170 hp, with different types of rotors, and accessories to satisfy all the different processing needs.

FOR INFORMATION ON ORSI MODELS VISIT OUR WEBSITE WWW.ORSIGROUP.IT

HEDGE CUTTERS

ORSI world leader recognized for its great experience in this area offers a wide range necessary for different types of work, a range especially dedicated to agriculture and a professional range for contractors or specialized road side maintenance where machines with high hourly performance and reliability are demanded.



SOIL PREPARATION

ORSI with a wide range of rotary tillers and stone buriers completes its range for soil tillage preparation.

A wide range for small tractors and more performing farmers, a very professional machines that can surely satisfy the needs of the greatest users.

По вопросам продаж и поддержки обращайтесь:

Алматы (7273)495-231
Ангарск (3955)60-70-56
Архангельск (8182)63-90-72
Астрахань (8512)99-46-04
Барнаул (3852)73-04-60
Белгород (4722)40-23-64
Благовещенск (4162)22-76-07
Брянск (4832)59-03-52
Владивосток (423)249-28-31
Владикавказ (8672)28-90-48
Владимир (4922)49-43-18
Волгоград (844)278-03-48
Вологда (8172)26-4159
Воронеж (473)204-51-73
Екатеринбург (343)384-55-89
Иваново (4932)77-34-06
Ижевск (3412)26-03-58
Иркутск (395)279-98-46
Казань (843)206-01-48

Калининград (4012)72-03-81
Калуга (4842)92-23-67
Кемерово (3842)65-04-62
Киров (8332)68-02-04
Коломна (4966)23-41-49
Кострома (4942)77-07-48
Краснодар (861)203-40-90
Красноярск (391)204-63-61
Курск (4712)77-13-04
Курган (3522)50-90-47
Липецк (4742)52-20-81
Магнитогорск (3519)55-03-13
Москва (495)268-04-70
Мурманск (8152)59-64-93
Набережные Челны (8552)20-53-41
Нижний Новгород (831)429-08-12
Новокузнецк (3843)20-46-81
Ноябрьск (3496)41-32-12
Новосибирск (383)227-86-73

Омск (3812)21-46-40
Орел (4862)44-53-42
Оренбург (3532)37-68-04
Пенза (8412)22-31-16
Петрозаводск (8142)55-98-37
Псков (8112)59-10-37
Пермь (342)205-81-47
Ростов-на-Дону (863)308-18-15
Рязань (4912)46-61-64
Самара (846)206-03-16
Саранск (8342)22-96-24
Санкт-Петербург (812)309-46-40
Саратов (845)249-38-78
Севастополь (8692)22-31-93
Симферополь (3652)67-13-56
Смоленск (4812)29-41-54
Сочи (862)225-72-31
Ставрополь (8652)20-65-13
Сургут (3462)77-98-35

Сыктывкар (8212)25-95-17
Тамбов (4752)50-40-97
Тверь (4822)63-31-35
Тольятти (8482)63-91-07
Томск (3822)98-41-53
Тула (4872)33-79-87
Тюмень (3452)66-21-18
Ульяновск (8422)24-23-59
Улан-Удэ (3012)59-97-51
Уфа (347)229-48-12
Хабаровск (4212)92-98-04
Чебоксары (8352)28-53-07
Челябинск (351)202-03-61
Череповец (8202)49-02-64
Чита (3022)38-34-83
Якутск (4112)23-90-97
Ярославль (4852)69-52-93

Россия +7(495)268-04-70

Казахстан +7(7172)727-132

Киргизия +996(312)96-26-47

Адрес: <https://orsi.nt-rt.ru> || эл.почта: ois@nt-rt.ru